

UKULELE CHORD MELODY FIRST SONGBOOK

Compiled and arranged by Spencer Gay



The Copyrighted songs provided free herein are for educational purposes

This book is not for sale

ukeeducation.org

This is dedicated to my wife, LaDelle who gave me inspiration and encouragement-
She also likes to hear love songs in progress

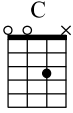
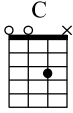
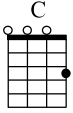


1	Lullaby	74	Imagine
2	Morning Has Broken	76	A Song for You
3	Shenandoah	80	Suicide is Painless
4	Shenandoah II	82	Sleepwalk
5	I'll Fly Away	84	You Are So Beautiful to Me
6	My Old Kentucky Home		
8	You Are My Sunshine		
10	St. James Infirmary		
11	Oh Susannah		
12	Amazing Grace		
13	That's My Baby		
14	Edelweiss		
15	Pomp and Circumstance		
16	Tennessee Waltz		
18	Hard Times Come Again No More		
20	Ashokan Farewell		
22	The Water is Wide		
24	Red Wing		
26	I'm So Lonesome I Could Cry		
28	Love Me Tender		
29	Yellow Bird		
30	Pua Lililehua		
31	E Ku'u Morning Dew		
32	Hawaii Aloha		
34	Koke'e		
36	Wahine 'Ilikea		
38	Aloha 'Oe		
39	Hi'ilawe		
40	Hanalei Moon		
42	My Creole Belle		
43	Delia's Gone		
44	Unchain My Heart		
46	Blue Eyes Cryin' In the Rain		
48	Angel Flyin' Too Close To the Ground		
51	Crazy		
54	Night Life		
57	Always on My Mind		
60	Let it Be Me		
62	Our House		
66	Raindrops Keep Fallin' on My Head		
69	Something		
72	In My Life		

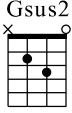
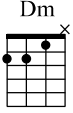
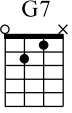
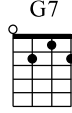
Lullaby

Music by Johannes Brahms
Arranged by Spencer Gay

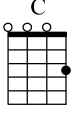
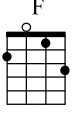
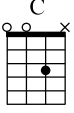
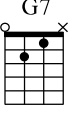
♩ = 69

Chord diagrams for C major:   

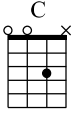
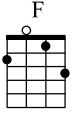
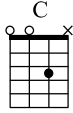
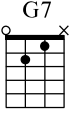
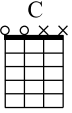
Musical notation for measures 1-3. Measure 1 starts with a *pp* dynamic marking. The bass line for measures 1-3 is: 0-0, 3-0-0, 3-0-3, 3-2-0.

Chord diagrams for Gsus2, Dm, and G7:    

Musical notation for measures 4-7. The bass line for measures 4-7 is: 0-3-2-0, 1-2-2-0, 1-2-1, 2-0-3-2.

Chord diagrams for C major, F major, and G7:    

Musical notation for measures 8-11. The bass line for measures 8-11 is: 3-0-0, 3-0-1, 3-0-0, 1-3-0.

Chord diagrams for C major, F major, and C major:     

Musical notation for measures 12-16. The bass line for measures 12-16 is: 0-3-0-0, 3-0-1, 3-0-0, 1-0-2, 0-0.

Morning Has Broken

Words by Eleanor Farejon

Scottish Traditional
Arranged by Spencer Gay

♩ = 59

Chord diagrams: C, Dm, G7, F, C

1 2 3 4 5 6

mf
Morn ing has bro ken, like the first mor ning

T 3 3 5 2 0 0
A 4 3 5 1 1 2
B 5 4 7 0 2 2

Chord diagrams: Em, Am, C, G7

7 8 9 10 11 12

Black bird has spo ken, like the first bird

T 0 0 0 0 0 0
A 2 3 0 3 2 2
B 0 4 0 4 5 0

Chord diagrams: C, F, F, C, Am, D

13 14 15 16 17 18

Praise for the sing ing, praise for the morn ing

T 3 3 0 3 0 0
A 0 1 0 0 0 2
B 0 2 2 0 2 2

Chord diagrams: C, C, F, G7, C

19 20 21 22 23 24

Praise for the spring ing fresh from the world

T 0 0 0 0 0 0
A 0 2 1 0 0 0
B 0 0 2 2 0 0

Shenandoah

Traditional
Arranged by Spencer Gay

♩ = 55

Chord diagrams: C (x02233), F (xx0233), C (x02233)

1 2 3 4

T 0 0 0 0 0 3 2

A 0 0 0 (0) 2 0 1 0 3 (3) 3 2

B 0 0 0 0 0 0 0 0 0 (0)

Chord diagrams: F (xx0233), C (x02233)

5 6 7 8

0 0 0 (0) 3 0 3 0 3 (3) 3

1 0 0 0 0 0 0 0 0 0 0

2 0 0 0 0 0 0 0 0 0 0

Chord diagrams: F (xx0233), Em (xx0220), Dm (xx0231), Am (x02233)

9 10 11 12

0 0 0 (0) 3 4 4 2 0 2 0

1 0 0 0 0 0 0 0 0 0 0

2 0 0 0 0 0 0 0 0 0 0

Chord diagrams: C (x02233), Em (xx0220), Am (x02233), C (x02233), G (xx0233), C (x02233)

13 14 15 16 17 18 19

0 0 0 3 (3) 0 2 0 0 2 0 (0)

1 (0) 0 0 4 (4) 0 2 0 0 0 0 (0)

2 (0) 0 0 4 (4) 2 0 0 0 0 0 (0)

O Shenandoah

Music by Traditional;
Arranged by Spencer Gay

♩ = 60

G C Gbar II

mf

T 3 3 3 0 2 3 7 5 2 10 9
A 2 2 2 0 2 3 3 3 2 3 11 9
B 0 2 4 0 4 4 0 4 4 11 9

C6 Gbar II Em G

3 4 5

5 7 5 7 5 2 5 7 7 7 10 7
3 3 2 7 7 7 7 7 7 7 10 7
5 7 5 7 5 2 5 7 7 7 10 7

Am7 Em Bm

6 7 8

5 7 0 3 2 3 12 5 2 3 0
5 7 0 3 2 3 12 5 2 3 0
5 7 0 3 2 3 12 5 2 3 0

Amadd9 G G G

9 10 11 12

2 0 0 3 5 3 2 3 10 7 7 7
0 0 0 3 5 3 2 3 10 7 7 7
2 0 0 3 5 3 2 3 10 7 7 7

I'll Fly Away

Music by Traditional


♩ = 120

My Old Kentucky Home

Words & Music by Stephen Foster
Arranged by Spencer Gay

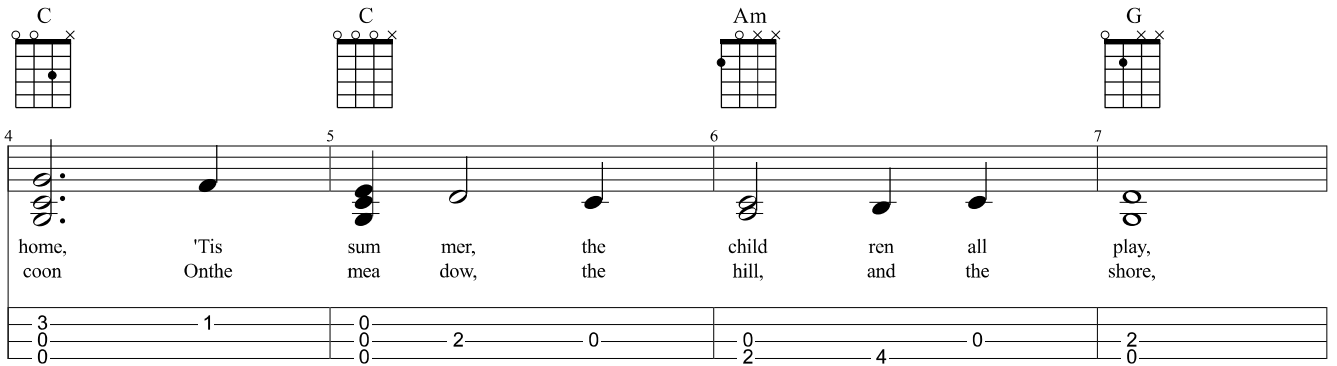
♩ = 110

Chord diagrams: C, C, F



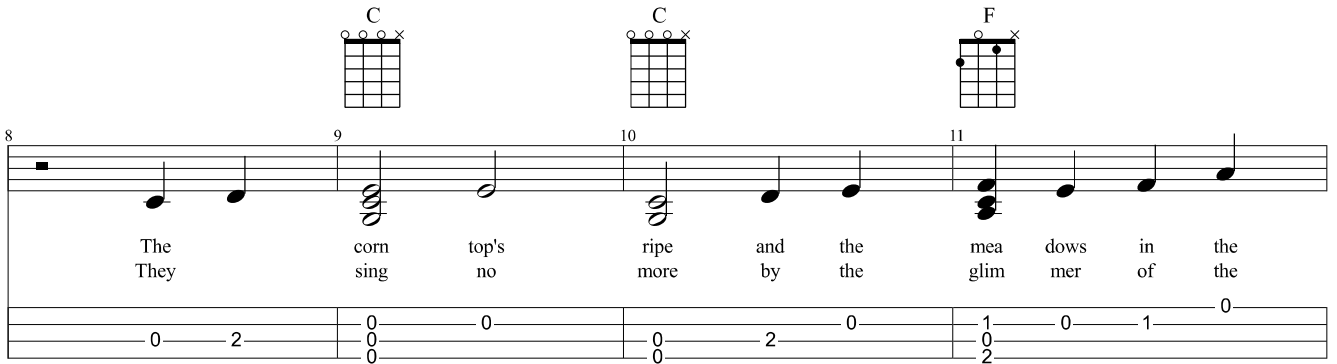
mf
The sun shines bright in the old Ken- tuc- ky.
They hunt no more for the pos- sum and the

Chord diagrams: C, C, Am, G



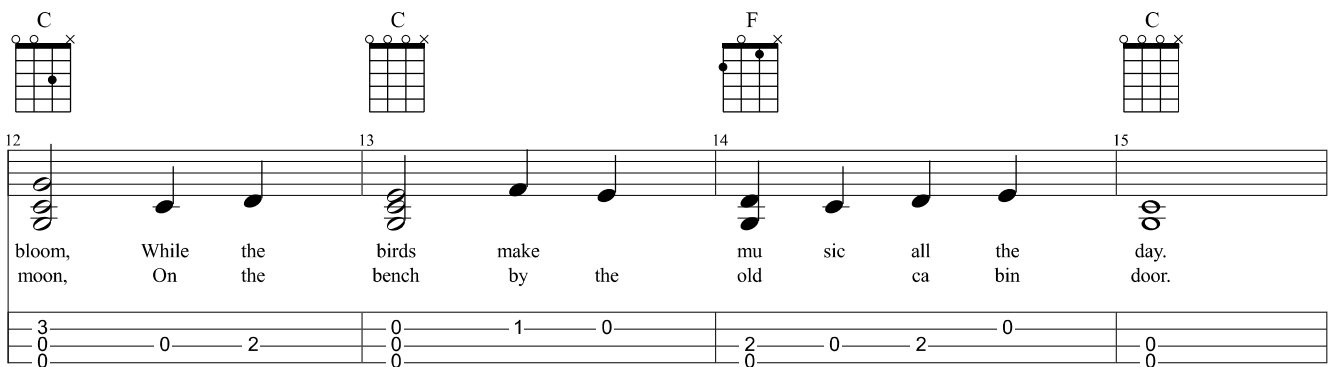
home, 'Tis sum mer, the child ren and all the play,
coon On the mea dow, the hill, and the shore,

Chord diagrams: C, C, F

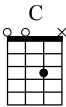
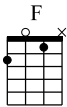
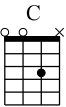
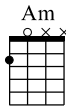


The corn top's ripe and the mea dows in the.
They sing no mer more by the the glim mer of the

Chord diagrams: C, C, F, C



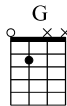
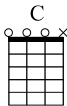
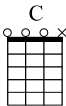
bloom, While the birds make the mu sic all the day.
moon, On the bench by the old sic ca bin door.

16    

16 Weep no more, my la dy, Oh! weep no

17 18 19

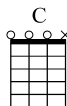
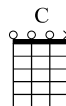
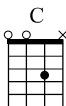
3 0 0 0 | 1 0 0 2 | 3 0 0 2 | 0 0 0 0

20 more to day! We will sing one

21 22 23

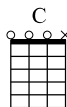
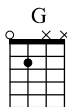
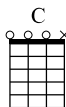
2 0 0 2 | 0 0 0 0 | 0 0 0 2 | 0 0 0 0

24 song for the old Ken tuc ky home, For the

25 26

0 0 0 2 | 1 0 0 1 | 3 0 0 2

27 old Ken tuc ky home far a way.

28 29


0 0 0 1 | 2 0 2 2 | 0 0 0 0

You Are My Sunshine

Words & Music by Oliver Hood
 Additonal verse, arranged by Spencer Gay

♩ = 100


1 C 2 C 3 C



mf
 The oth er night, dear as I lay sleep ing,
 You told me once dear you real ly love me,
 I'll al ways love you and make you hap py
 But if you stay dear, I'll al ways love you

T
 A
 B

4 F 5 F 6 F 7 C



I dreamed I held you in my arms
 And no one else could come be tween.
 If you will on ly me say the same.
 And then you'll love me one the same

(0) 0 2 0 | 1 0 | (0) 3 1 | 0 0

8 F 9 F 10 F 11 C



But when I woke dear, I was mi stak en
 But if you leave me oth er,
 But if you leave me noth er
 We'll have each oth er and be so hap py,

(0) 0 2 0 | 1 0 | (0) 0 3 1 | 0 0

12 C 13 C 14 G7 15 C



And I hung my head and I cried.
 You would shat ter all of my dreams.
 You'll re gret it all a day.
 Our love will burn a brigh ter flame

(0) 0 2 0 | 0 1 | 2 2 0 | 0 0

16 C 17 18

he You are my sun shine, I lay my on ly
other night dear as I sleep, on ly

(0) 0 0 2 | 0 0 0 | (0) 0 2 0

19 C 20 F 21

sun shine. You make me hap py,

0 0 | (0) 0 2 0 | 1 0
0 0 | 0 0 2 0 | 0 2

22 C 23 24

when skies are grey. You'll nev er

(0) 0 3 1 | 0 0 0 | (0) 0 2 0

25 F 26 C 27

know dear, how much I love you

1 0 | (0) 0 3 1 | 0 0 0
0 0 | 0 0 3 1 | 0 0 0
2 2 | 0 0 3 1 | 0 0 0

28 C 29 G7 30 C 31 4x

Please don't take my sun shine a way.

(0) 0 2 | 0 1 | 2 2 0 | 0 0
0 0 | 0 1 | 2 2 0 | 0 0

4x

St. James Infirmary

Arranged by Spencer Gay

♩ = 66

mf
 It was down at Old Joe's bar room On a
 On my left stood Big Joe Mc Ken ned y His
 I went down to St. James In fir mar y I
 Let her go, let her go, God bless her Whe r
 sbg2d Now that I've told my sto ry I'll

T 0 0 0 3 0
 A 1 1 3 3 1
 B 2 2 2 2 2

cor ner of the square They were ser ving drinks as u
 eyes were blood shot red there Turned to the crowd a round
 saw my ba by there Stretched out on a long white
 ev er she may be She may search this wide world
 take a shot of booze If any one hap pens to

0 0 5 0 0 0 0 0 3
 1 6 6 1 1 1 3 3 3
 2 7 6 2 2 2 2 2 2

s ual And the us ual crowd was there
 him These are the the words he said
 ta ble So are sweet, so cold, so fair
 o ver Nev er find a man like me
 ask you I've got those gam

1 0 1 1 0
 2 2 2 2 2
 2 2 2 1 2

5x

Amazing Grace

Music by John Newton
 Arranged by by Spencer Gay after Peter Edvinsson

♩ = 59

Chord diagrams: G, G, C

mf A ma zing grace! How sweet the

1 2 3

T 3 2 2 3 0 0

A 2 0 3 2 3 0 0

B 0 0 0 0 0 0 0

Chord diagrams: G, G, G, D

sound That saved a wretch like me! I

4 5 6 7 8

T 3 2 2 3 0 2 5 (5) 2

A 2 0 3 2 3 2 2 (2) (2)

B 0 0 0 0 2 2 (2) (2)

Chord diagrams: G Bar II, G Bar II, C, G

once was lost, but now am found Was

9 10 11 12

T 5 5 2 3 0 3 0 2 2

A 3 2 2 2 0 0 0 2 0

B 4 4 4 0 0 0 0 0 0

Chord diagrams: G, D6, G

blind, but now I see.

13 14 15 16

T 3 2 2 0 3 (3)

A 2 0 2 2 2 (2)

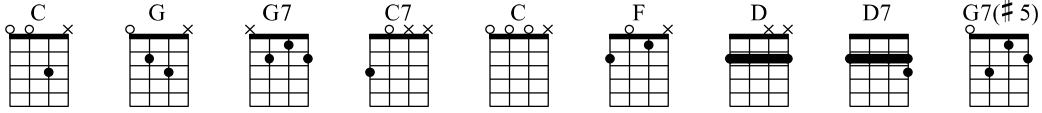
B 0 2 2 0 0

That's My Baby

Words by Gus Kahn

Music by Walter Donaldson

Arranged by Spencer Gay



♩ = 65

1 C 2 C 3 G 4 G 5 G 6 C G7

mf Yes sir, that's my ba by No sir, don't mean may be Yes sir, that's my ba by now

T 3 3 3 3 3 3 0
A 0 0 4 0 4 0 2
B 0 0 0 0 0 3 0

8 C 9 C 10 G 11 G 12 G 13 C C7

Yes sir, that's my ba by No sir, don't mean may be Yes sir, that's my ba by now

3 3 3 3 3 3 0
0 0 4 0 4 0 0
0 0 0 0 0 3 0

15 C 16 C7 17 F 18 D 19 D7 20 G7 21 G7(#5) 22

Oh by the way, oh by the way Wh en we reach the prea cher I 'll say

0 0 0 1 1 3 3 2 2 2 2 2 2 2
0 3 0 0 0 0 3 2 2 0 3 1 1
0 3 3 2 2 2 2 2 2 0 3 3 0

23 C 24 C 25 G 26 G 27 G 28 C 29

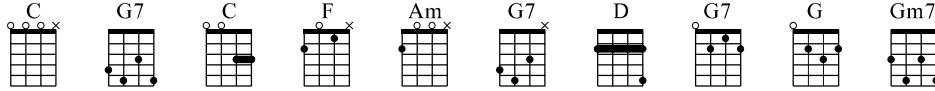
Yes sir, that's my ba by No sir, don't mean may be Yes sir, that's my ba by now.

3 3 3 3 3 3 3 0
0 0 4 0 4 0 0 0
0 0 0 0 0 3 0 0

Edelweiss

Words by Oscar Hammerstein II

Music by Richard Rogers
Arranged by Spencer Gay



♩ = 66

Musical notation for measures 1-5. Chords: C, G7, C, F, C, Am. Lyrics: E del weiss... E del weiss... Ev ery mor ning you

mf

0 3 5 3 1 0 0 0 1 3

0 0 5 0 0 0 0 0 0 0

0 4 4 0 2 0 0 2

Musical notation for measures 6-11. Chords: F, G7, C, G7, C, F. Lyrics: greet me Small and white, clean and bright

0 3 0 5 3 1

0 5 0 5 3 0

2 4 0 4 4 2

Musical notation for measures 12-17. Chords: C, G7, C, G7. Lyrics: You look hap py to meet me Blos som of snow May you

0 3 0 2 3 3 5 3 2 0 3

0 5 3 0 3 3 3 3 3 3

0 4 4 0 4 4 4 4 4 4

Musical notation for measures 18-23. Chords: C, C, F, D, G7, G. Lyrics: bloom and grow Bloom and grow for ev er..

0 3 3 0 5 2 2 3 3

0 0 0 1 2 2 2 2 2

0 0 0 2 2 0 0 0 0

Musical notation for measures 24-31. Chords: C, Gm7, C, F, C, G7, C, C. Lyrics: E del weiss... E del weiss... Bless my home land for ev er..

0 3 5 3 1 0 0 0 0 3 3 3

0 0 3 0 0 0 0 0 0 3 3 3

0 0 3 0 2 4 0 0 0 0 0 0

Pomp and Circumstance

Music by Edward Elgar
Arranged by Spencer Gay

♩ = 64

C G7 C6 C F C D G C D

1 2 3 4 5

mf

3 3 2 3 5 0 3 1 1 0 1 3 2 2 0 0 2 3 0

GbarII Em Am D7 G G7 C G7 C6 C

6 7 8 9 10

5 3 3 3 2 0 3 3 2 3 5 0 3 3 0 0 0

F C D C D GbarII Em G7 G7

11 12 13 14 15

1 1 0 1 3 2 0 0 2 3 0 5 3 3 8 8 8 7 5

C C7barVII F G7 C Am Dm7 G7 C

16 17 18 19 20

7 7 0 0 2 3 5 3 3 3 8 7 5 3 8 8 10 9 1 0 2 3 0 0 3 1 3 7 7 5 3 3 7 7 4 5


Tennessee Waltz

Words by Redd Stewart

Music by Pee Wee King
Arranged by Spencer Gay

♩ = 100

G G



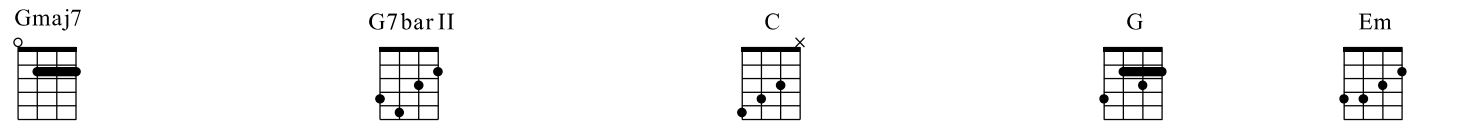
1 2 3 4 5

mf

I was dan cin' with my

T 10 10 7 7 2 0 3 3 0 2 5 0
A 2 2 2 2 2 2 2 2 2 2 2 2
B 0 0 0 0 0 0 0 0 0 0 0 0

Gmaj7 G7bar II C G Em

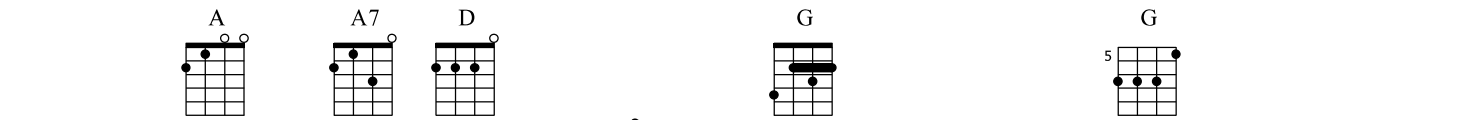


6 7 8 9

dar lin' to the Ten nes see Waltz When an old friend I hap

2 5 3 0 2 5 2 0 3 4 3 5 3 2 4 4
2 2 2 2 2 2 2 2 2 2 2 2 2 2 2
0 0 0 0 0 0 0 0 0 0 0 0 0 0 0

A A7 D G G

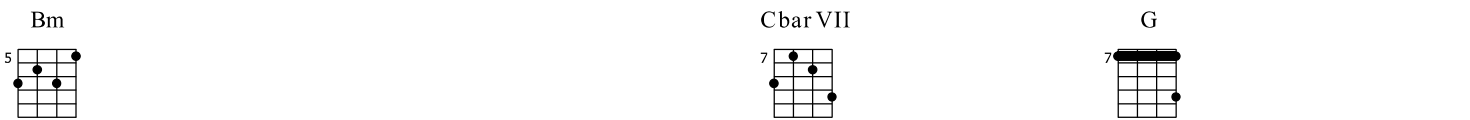


10 11 12 13

pened to see. I in tro duced him to my dar lin' and

0 0 0 3 3 0 2 5 5 7 5 5
2 0 1 1 2 3 2 7 5 7 7 5
4 4 2 2 2 3 3 4 4 7 7 7

Bm Cbar VII G



14 15 16 17

while they were a dan cin' My friend stole my

7 5 10 12 14 12 14 12 10 7 10 10 10 10
6 6 6 6 6 6 6 6 8 8 7 7 7 7
7 7 7 7 7 7 7 7 9 9 9 9 9 9

Cbar VII G D G G G9

18 sweet heart from me. I re mem ber the night and the

8 7 5 2 2 3 0 2 5 2 5 2 0
 7 7 6 3 2 3 0 3 2 2 5 2 0
 9 7 7 0 0 4 4 4 4 4 4 4 4

C G G Em

23 Ten nes see Waltz Now I know just what I have

3 4 3 4 2 2 4 2 3 2 4 4 2 4
 4 4 4 4 4 4 4 4 4 4 4 4 4 4
 5 4 4 4 4 4 4 4 4 4 4 4 4 4

D Am G

27 lost Yes, I lost my lit tle dar lin' the

2 0 4 2 3 5 2 5 3 5
 2 2 2 2 4 2 4 2 4 2 4 2 4
 2 2 2 2 4 2 4 2 4 2 4 2 4

G GbarII C G Cbar VII G D G7bar II

31 night they were play in' That beautiful Ten nes see Waltz

2 5 2 0 3 3 5 7 10 7 8 7 5 3
 3 3 4 3 5 4 4 3 5 7 10 7 7 7 6 2
 4 4 5 5 7 7 7 7 7 6 7 7 7 4 4 4

Hard Times Come Again No More

Words & Music by Stephen Foster

♩ = 112

Chord diagrams: C, C, F, C, F

1 2 3 4 5

mf Let us pause in life's pleasures and count its many tears, While we

TAB: 0-2, 0-0-2, 0-3-0, 2-0-0-2, 0-1-3

Chord diagrams: C, G, C

6 7 8

all sorrow with the poor;

TAB: 3-0, 2-0-2-4, 0-0

Chord diagrams: C, C, G, C

9 10 11 12

There's a song that will linger forever in our

TAB: 0-2, 0-0-2, 0-3-0, 2-0-0-2


Chord diagrams: C, C, G, C

13 14 15 16

ears; Oh! Hard times come again no more.


TAB: 0-1-3, 3-0, 2-0-2-4, 0-0

C F




17 18 19 20 21

'Tis the song, the sigh of the wea ry,




T 0 1 3 3 3 2 3 5 3
A 0 0 0 0 0 3 4 5 4
B 0 0 0 0 0 3 4 5 4

C Am7 C G



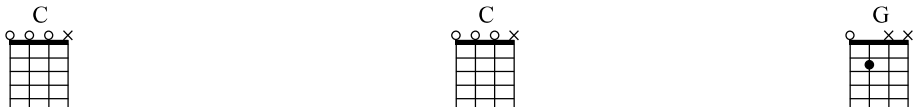
22 23 24 25

Hard Times, hard times, come a gain no more Man y




T 3 3 0 3 0 0 2 0 2 2 0 2
A 0 0 2 0 0 0 0 0 0 0 0 0
B 0 0 2 0 0 0 0 0 0 0 0 0

C C G




26 27 28

days you have lin gered a round my ca bin




T 0 0 0 0 3 0 2 0 0 0 2 0
A 0 0 2 0 0 0 0 0 0 0 0 0
B 0 0 2 0 0 0 0 0 0 0 0 0

F C G C



29 30 31 32

door; Oh, Hard times come a gain no more!



T 0 3 0 3 0 2 0 0 0 0 0
A 0 1 0 0 0 0 0 0 0 0 0
B 0 2 2 0 0 2 4 0 0 0 0

Ashokan Farewell

Music by Jay Unger
Arranged by Spencer Gay

$\text{♩} = 52$

Chord diagrams for measures 1-5: C, C, F.

Measures 1-5: Treble clef, 3/4 time. Measure 1: C chord, quarter rest. Measure 2: C chord, quarter note G4, quarter note A4. Measure 3: C chord, quarter note G4, quarter note F4. Measure 4: F chord, quarter note G4, quarter note A4. Measure 5: F chord, quarter note G4, quarter note F4. Dynamics: *mp*.

Chord diagrams for measures 6-10: C, Am7, Fmaj7, G7, C.


Measures 6-10: Treble clef. Measure 6: C chord, quarter note G4, quarter note A4. Measure 7: Am7 chord, quarter note G4, quarter note A4. Measure 8: Fmaj7 chord, quarter note G4, quarter note A4. Measure 9: G7 chord, quarter note G4, quarter note A4. Measure 10: C chord, quarter note G4, quarter note A4.

Chord diagrams for measures 11-15: C, F, C, C.

Measures 11-15: Treble clef. Measure 11: C chord, quarter note G4, quarter note A4. Measure 12: F chord, quarter note G4, quarter note A4. Measure 13: C chord, quarter note G4, quarter note A4. Measure 14: C chord, quarter note G4, quarter note A4. Measure 15: C chord, quarter note G4, quarter note A4.

Chord diagrams for measures 16-20: G, C, C, C, F.

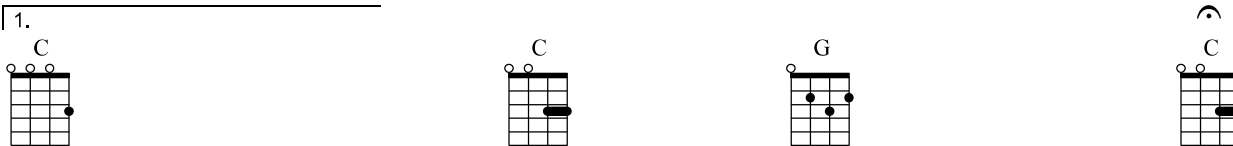
Measures 16-20: Treble clef. Measure 16: G chord, quarter note G4, quarter note A4. Measure 17: C chord, quarter note G4, quarter note A4. Measure 18: C chord, quarter note G4, quarter note A4. Measure 19: C chord, quarter note G4, quarter note A4. Measure 20: F chord, quarter note G4, quarter note A4.



Musical notation for measures 21-25. The top staff shows a melody line with notes on the treble clef. The bottom staff shows a guitar fretboard with fingerings: 3-0, 0-2, 0-2-0, 2-0-2, 0-0, 0-2.



Musical notation for measures 26-29. The top staff shows a melody line with notes on the treble clef. The bottom staff shows a guitar fretboard with fingerings: 0-0-3, 1-0-3, 0-2-3, 3-0-0.



Musical notation for measures 30-33. The top staff shows a melody line with notes on the treble clef. The bottom staff shows a guitar fretboard with fingerings: 0-0-0, 3-3-0, 2-3-0, 3-0-4, 3-0.



Musical notation for measures 34-37. The top staff shows a melody line with notes on the treble clef. The bottom staff shows a guitar fretboard with fingerings: 0-0-0, 3-3-7-10, 7-3-3-2-5, 3-0-0.

The Water is Wide

Words & Music by Traditional Scottish 1600's
Arranged by Spencer Gay

♩ = 66

Chord diagrams: F, B♭, F

mp

T 0 1 1 3
A 0 1 2 3
B 2 3 2 2

Chord diagrams: Dm, C

T 0 1 0
A 1 2 2 2
B (1) (2) (2) 0
C 3 0 0 0

Chord diagrams: Am, F6, F, Dm

T 3 3 0 1
A 3 0 0 2
B 3 1 0 3
F 0 1 0 2
Dm 1 1 2 2

Chord diagrams: F, B♭, F

T 3 1 2
A 0 2 1 0
B (0) (2) 2 3
F 1 0 1 2

16 17 18 19

5 5 5 7 | 5 | 7 7 5 7 | 5

Detailed description: This system contains measures 16 through 19. The top staff shows a melodic line starting with a quarter rest in measure 16, followed by quarter notes G4, A4, B4, and C5 in measures 16-17. Measure 17 ends with a half note G4. Measure 18 starts with a quarter rest, followed by quarter notes G4, A4, B4, and C5. Measure 19 ends with a half note G4. The bottom staff shows the corresponding guitar fretting: measure 16 (5, 5, 5, 7), measure 17 (5), measure 18 (7, 7, 5, 7), and measure 19 (5).

20 21 22 23

5 5 7 | 5 | (5) 7 5 6 5 7 | (7)

Detailed description: This system contains measures 20 through 23. The top staff shows a melodic line starting with a quarter rest in measure 20, followed by quarter notes G4, A4, and B4 in measures 20-21. Measure 21 ends with a half note G4. Measure 22 starts with a quarter rest, followed by quarter notes G4, A4, B4, and C5. Measure 23 ends with a half note G4. The bottom staff shows the corresponding guitar fretting: measure 20 (5, 5, 7), measure 21 (5), measure 22 ((5), 7, 5, 6, 5, 7), and measure 23 ((7)).

24 25 26 27

7 7 5 6 | 8 | (8) 6 5 7 5 | 5

Detailed description: This system contains measures 24 through 27. The top staff shows a melodic line starting with quarter notes G4, A4, B4, and C5 in measure 24. Measure 25 ends with a half note G4. Measure 26 starts with a quarter rest, followed by quarter notes G4, A4, B4, and C5. Measure 27 ends with a half note G4. The bottom staff shows the corresponding guitar fretting: measure 24 (7, 7, 5, 6), measure 25 (8), measure 26 ((8), 6, 5, 7, 5), and measure 27 (5).

28 29 30 31

7 5 7 | 5 | (5) 5 5 4 | 5 5

Detailed description: This system contains measures 28 through 31. The top staff shows a melodic line starting with a quarter rest in measure 28, followed by quarter notes G4, A4, and B4 in measures 28-29. Measure 29 ends with a half note G4. Measure 30 starts with a quarter rest, followed by quarter notes G4, A4, B4, and C5. Measure 31 ends with a half note G4. The bottom staff shows the corresponding guitar fretting: measure 28 (7, 5, 7), measure 29 (5), measure 30 ((5), 5, 5, 4), and measure 31 (5, 5).

32 33 34 35

0 1 1 3 | 5 | 3 3 1 2 2 | 0 2

2 2 3 | 5 | 3 3 | 2 2

Detailed description: This system contains measures 32 through 35. The top staff shows a melodic line starting with a quarter rest in measure 32, followed by quarter notes G4, A4, and B4 in measures 32-33. Measure 33 ends with a half note G4. Measure 34 starts with a quarter rest, followed by quarter notes G4, A4, and B4. Measure 35 ends with a half note G4. The bottom staff shows the corresponding guitar fretting: measure 32 (0, 1, 1, 3 / 2, 2, 3), measure 33 (5 / 5), measure 34 (3, 3, 1, 2, 2 / 3, 3), and measure 35 (0, 2 / 2).

36 37 38 39

0 1 4 | 1 | (1) 1 3 0 1 0 | 3 3

2 5 | 2 | (2) 2 3 0 2 0 | 3 3

Detailed description: This system contains measures 36 through 39. The top staff shows a melodic line starting with a quarter rest in measure 36, followed by quarter notes G4, A4, and B4 in measures 36-37. Measure 37 ends with a half note G4. Measure 38 starts with a quarter rest, followed by quarter notes G4, A4, and B4. Measure 39 ends with a half note G4. The bottom staff shows the corresponding guitar fretting: measure 36 (0, 1, 4 / 2, 5), measure 37 (1 / 2), measure 38 ((1), 1, 3, 0, 1, 0 / 2, 3), and measure 39 (3, 3 / 3, 3).

40 41 42 43

3 3 0 1 | 3 | (3) 1 0 3 1 0 | 0 0

3 3 0 2 | 0 | (0) 2 0 3 2 | 0 0

Detailed description: This system contains measures 40 through 43. The top staff shows a melodic line starting with quarter notes G4, A4, B4, and C5 in measure 40. Measure 41 ends with a half note G4. Measure 42 starts with a quarter rest, followed by quarter notes G4, A4, and B4. Measure 43 ends with a half note G4. The bottom staff shows the corresponding guitar fretting: measure 40 (3, 3, 0, 1 / 3, 3), measure 41 (3 / 0), measure 42 ((3), 1, 0, 3, 1, 0 / 2, 0), and measure 43 (0, 0 / 3, 2).

44 45 46 47

3 1 2 | 0 | (0) 2 1 0 | 1 2

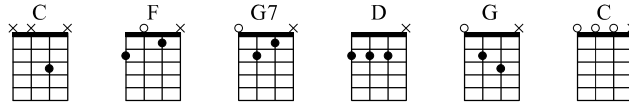
2 | 2 | (2) 2 3 | 2

Detailed description: This system contains measures 44 through 47. The top staff shows a melodic line starting with a quarter rest in measure 44, followed by quarter notes G4, A4, and B4 in measures 44-45. Measure 45 ends with a half note G4. Measure 46 starts with a quarter rest, followed by quarter notes G4, A4, and B4. Measure 47 ends with a half note G4. The bottom staff shows the corresponding guitar fretting: measure 44 (3, 1, 2 / 2), measure 45 (0 / 2), measure 46 ((0), 2, 1, 0 / 2, 3), and measure 47 (1, 2 / 2).

Red Wing

Words by Thurland Chattaway.

Music by Kerry Mills



$\text{♩} = 120$

1 C 2 C 3 F 4 C

mf There once lived an In dian and maid, A shy lit tle prai rie maid, Who worked for him day and night, She lit all the camp fires bright, And

T 0 0 0 0 0 3 1 0 3
A 0 0 0 0 0 0 1 0 0
B 0 0 0 0 0 0 2 0 0

5 G7 6 C 7 D 8 G

sang all day a love song gay, As on the plains she'd while a way the day. She un der the sky each night, she would lie And dream about his com ing by and by,

1 1 2 1 0 0 2 0 2 2 4 0 2 0 2 4 0 0

9 C 10 C 11 F 12 C

loved a war rior the bold, This shy lit tle maid of old, But But when all the braves re turned, The heart of Red Wing yearned,

0 0 0 0 3 1 0 3 3 0

13 F 14 C 15 D 16 C

brave and gay he rode one day To a bat tle far a way. Now the For far, far a way, her war ri or gay Fell brave ly in the fray.

1 1 0 1 0 0 2 0 2 2 4 2 0 3 3 2

17 F 18 C 19 C 20 C

moon shines to night on pret ty Red Wing, The breeze is

0 0 4 1 3 0 (0) 3 0 3
1 0 1 3 0 0 3 0
0 0 0 0 0 0 0 0
2 2 2 2 2 2 2 2

21 **G** 22 **C** 23 24

sigh ing, the night bird's cry ing, For a

3 2 0 | 2 | (2) 3 0 3 | 3 0 | (0) 3 2

25 **F** 26 **F** 27 **C** 28

far 'neath his star her brave is sleep ing, while Red Wing's

0 0 4 | 0 3 2 0 | 3 0 | (0) 3 0 3

1 | 1 | 3 | (0) |

0 | 0 | 0 | 0 |

2 | 2 | 2 | 0 |

29 **G** 30 31 32 33 34

weep ing her heart a way. She way

3 2 0 | 2 1 0 2 | 0 | (0) | 0 | (0) |

0 2 | 2 | 0 | (0) | 0 | (0) |

0 | 0 | 0 | 0 |

I'm So Lonesome I Could Cry

Words & Music by Hank Williams

Arranged by Spencer Gay

♩ = 72

Chord diagrams: F, Am, Dm

mf

I hear that lone some whip poor will, he
 I've ne ver seen a night so long when
 Did you ev er see a ro bin weep, when
 The si lence of a fa lling star, lights

T: 1 1 0 0 0
 A: 1 1 1 1 1
 B: 2 2 2 2 2

Chord diagrams: F, Am, Cm7, F7, Bb

sounds too blue to fly. The mid night
 time goes craw ling by. The moon just
 leaves be gin to die sky. That moon just
 up a pur ple sky. And means as he's
 I

0 0 3 3 1 1
 1 1 1 1 1 1
 0 0 3 3 2 2
 2 2 3 2 3 3

Chord diagrams: Bb m7, F, Dm, F, C, F

train is whin ing low, I'm so lone some I could cry.
 went be hind the clouds to I'm so lone hide its face and cry
 lost the will to live, I'm so lone some I could cry.
 won der where you are I'm so lone some I could cry.

1 1 3 0 0 3 3 0 3 0 3 1
 1 1 1 1 1 1 1 1 1 1 1 1
 1 1 0 2 2 2 0 4 3 0 0 0
 1 2 2 2 2 2 2 5 2 2 2 2

Solo

17 18 19 20 21

1 0 1 0 1 0 1 0 1 0 1

22 23 24 25 26

0 1 0 1 5 3 5 3 5 3 1 1 1

27 28 29 30 31 32

1 1 1 3 0 0 3 3 0 3 0 3 1

Solo

33 34 35 36

5 5 5 5 5 5

37 38 39 40

5 5 5 5 5 8 5

41 42 43 44

7 5 8 6 6 6 6 5 6 8 5

45 46 47 48

5 5 8 8 5 7 5 7 8 5 5 5

Love Me Tender

Words by Ken Darby

Music by George R. Poulton
Arranged by Spencer Gay after Guido Heisek

♩ = 78

C D7 G7sus4 G7sus2 C

mp

3 3 2 3 5 5 5 3 2 0 2 3

T 3 3 2 3 5 5 5 3 2 0 2 3
A 4 4 4 4 5 5 5 1 1 1 0 0
B 5 5 5 5 6 6 6 2 2 2 0 0

C D6 D6(b5) D7 G7sus4 G7sus2 C C6/9

3 3 2 3 5 9 7 5 0 3 2 0 2 3 10 10 10 9

T 3 3 2 3 5 9 7 5 0 3 2 0 2 3 10 10 10 9
A 4 4 4 4 6 7 8 2 2 2 1 1 0 9 9 9 9
B 5 5 5 5 5 7 7 2 2 2 0 0 0 9 9 9 9

C E Am C7 Fmaj7 Fm C

7 7 7 7 7 7 7 7 5 3 5 7

T 7 7 7 7 7 7 7 7 5 3 5 7
A 3 4 4 4 5 4 4 6 1 1 0 3
B 0 4 4 4 5 4 4 7 5 0 1 0

C A7(#5) D7 D7 G7sus4 G7sus2 C Cm G7sus4 C

7 7 8 7 12 0 5 3 2 0 2 3 10 15 15

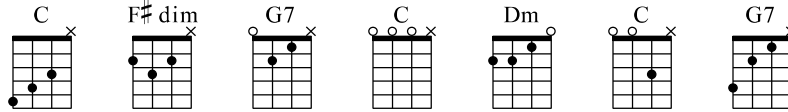
T 7 7 8 7 12 0 5 3 2 0 2 3 10 15 15
A 8 5 7 7 10 6 6 1 1 1 0 8 13 12
B 9 6 7 7 12 5 5 2 2 2 0 0 8 14 12

Yellow Bird

Words by Oswald Duran

Music by Michel Mauléart Monton

Arranged by Spencer Gay



♩ = 60

Musical notation for measures 1-4. Treble clef, 4/4 time. *mf* dynamic. Measure numbers 1, 2, 3, 4 are indicated above the staff.

Tablature below the staff: 2-2-2-1-0 | 0-0-0-3 | 1-0-2 | 0

Musical notation for measures 5-8. Chords: C, F# dim, C, G7, G7, C. Lyrics: Yel low bird, up high in ba na na tree. Yel low bird, up high in ba na na tree.

Tablature below the staff: 3-2-3 | 4-3-2 | 5-2-5 | 0-0-1-1-0 | 1-1-0-1-3 | 0-0-0

Musical notation for measures 9-12. Chords: C, F# dim, C, G7, G7, C. Lyrics: Yel low bird, you sit all a lone like me. Yel low bird, you sit all a lone like me.

Tablature below the staff: 3-2-3 | 4-3-2 | 5-2-5 | 0-0-1-1-0 | 1-1-0-1-3 | 0-0-0

Musical notation for measures 13-16. Chords: Dm, C, G7, C. Lyrics: Did your lady friend leave the nest a gain? That is ve ry bad, makes me fee l so sad. Be tter fly a way, in the sky a way, Pick er com ing soon, pick fromnight to noon.

Tablature below the staff: 2-2-2-1-0 | 0-0-0-3 | 0-0-4-2-1 | 0-0-0-3

Musical notation for measures 17-21. Chords: Dm, C, G7, C, C. Lyrics: You can fly a way, in the sky a way You more luc ky than me. Black and yell ow you, like ba na na too They may pick yousome day.

Tablature below the staff: 2-2-2-1-0 | 0-0-0-3 | 0-2-1-0-2 | 0-0-1-2 | 0-0

Pua Lililehua

Words & Music by Kahauanu Lake
Arranged by Spencer Gay

♩ = 68

Chord diagrams: G, D, G

mf 'A u he a wa le a na 'o e

T 2 3 2 2 2 2 3 3
A 2 3 2 2 2 2 3 3
B 0 0 0 2 2 2 0 0

Chord diagrams: C, G, D, D7

E ka pu a ka li i le hu a

T 0 2 3 3 2 3 0 0
A 0 0 0 0 3 2 2 2
B 0 0 0 0 2 2 2 2

Chord diagrams: G, B7, C

A he 'i po ho'o he no he no

T 2 3 2 2 0 2 2 0
A 2 3 2 2 4 3 4 3
B 0 0 0 4 2 2 5 3

Chord diagrams: C, G, D, G

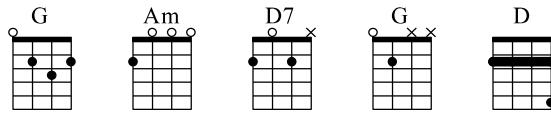
E ho'o hi hi ai no ka ma na'o

T 3 0 2 2 0 2 2 2
A 3 3 3 3 2 2 2 3
B 5 0 0 0 2 2 2 0

E Ku'u Morning Dew

Words by Larry Kimura

Music by Eddie Kamai
Arranged by Spencer Gay



♩ = 65

Musical notation for measures 1-3. Chords: G, Am, D7, G. Lyrics: E ku 'u mor ning dew A li a mai, a li a mai To you a lone I say: Wait for me, wait for me

Musical notation for measures 4-7. Chords: G, Am, D, G. Lyrics: Ma li u mai 'oe i ka' u c hea nei The days go slo wly by With out you close to me

Musical notation for measures 8-11. Chords: G, Am, D7, G. Lyrics: E ka li ma i 'oe, ia 'u nei, ia 'u nei A-standi ng on a hill Look ing down all a round

Musical notation for measures 12-15. Chords: G, Am, D7, G. Lyrics: 'O wa u i ho nô me ke A lo ha A waiti ng your ret urn to me Once lo ha more

Hawa'ii Aloha

(Ku'u One Hanau)

Translation below Hawaiian lyrics

Words & Music by Lorenzo Lyons
 Arranged by Spencer Gay after Ukulele Yes

♩ = 80

Chord diagrams: F, F, B♭, F

mf
 E Ha wai 'i e ku 'u o- ne hâ nau e Ku 'u
 O Ha wai 'i sa nds of my birth My

1 2 3 4 5

T ————— 1 — 3 ————— 0 — 0 — 1 — 0 — 0 ————— 0 ————— 1 — 1 — 1 ————— 0 ————— 0 — 1 —
 A ————— 1 ————— 1 ————— 1 ————— 2 ————— 0 ————— 0 ————— 2 — 2 ————— 0 ————— 0 — 1 —
 B ————— 2 ————— 3 ————— 2 ————— 3 ————— 2 ————— (0) ————— (2) —————

Chord diagrams: C7, F

ho me ku la i wi nei O li
 ho na me ku tive la i wi nei home O Re li

6 7 8 9

T ————— 3 ————— 0 ————— 2 ————— 0 — 1 — 3 ————— 0 ————— (0) ————— (1) ————— 1 — 3 —
 A ————— 0 ————— 0 ————— 0 ————— 1 ————— 0 ————— 0 ————— 0 ————— 1 — 3 —
 B ————— 3 ————— 2 ————— 0 — 1 — 3 ————— 0 ————— (0) ————— (1) ————— 1 — 3 —

Chord diagrams: F, B♭, F, B♭, F

nô au i nâ po no la ni ou E Ha
 joice in the bles sings of la ni hea ven O Ha

10 11 12 13

T ————— 0 — 0 — 1 — 0 ————— 0 ————— 0 — 1 — 1 ————— 1 ————— (1) ————— 0 — 1 —
 A ————— 1 ————— 1 ————— 0 — 1 — 1 ————— 0 ————— (0) ————— 0 — 1 —
 B ————— 2 ————— 2 ————— 2 — 2 ————— 0 ————— (0) ————— (2) —————

C7 Am7 F B♭ B♭

14 15 16 17 18

wai' i, a lo ha e E hau 'o li e nâ
 wai' i, a lo ha e Ha ppy youth of

3 0 3 1 (1) 1 0 2 2 2 2
 0 0 0 0 0 1 0 3 2 2 3 2
 3 3 2 2 (2) 3 3

B♭ F F F/C

19 20 21 22 23

ô pi o o Ha wai 'i nei 'O li e! 'O li
 Ha wai 'i Re li joice! Re

2 2 0 0 1 1 0 1 3 (3)
 2 2 2 2 0 1 0 0 1 1 1 0
 3 3 2 2 2 2 2 2 (2)

C7 F B♭ F

24 25 26 27

e! Mai nâ a he a he ma ka ni e pâ mai
 joice! Gen tle bree zes blow

3 (3) 0 1 0 0 1 1 1 1 1 1 2
 0 (0) 1 1 3 1 1 0 0 1 1 1 1
 3 (3) 2 2 3 3 3 3 3 3 3 3 3

F C7 C7add6 F

28 29 30 31 32 33

nei Mau ke a lo ha, no Ha wai 'i
 Al ways a lo ha Ha wai 'i

0 0 3 3 1 (1)
 2 (0) 0 1 1 0 0 3 3 3 3 3 3
 2 (2) 3 3 3 3 3 3 3 3 3 3 3

Koke'e

Translation below Hawaiian lyrics

Words & Music by Dennis Kamakahi
Arranged by Spencer Gay

♩ = 120

Chord diagrams: C, F, C, F

1 *mf* U puā e, he ma na` o I ka
A thought e, he re curs o To ka

T 0 1 3 0 0 3 0 3 0 (0) 1 0 3
A 0 0 0 0 0 0 0 0 0 0 0 0
B 0 0 2 0 0 0 0 0 0 0 0 2

Chord diagrams: C, F, G7, C, F

5 we ki u o Ko ke` e I ka na ni, o ka
sum mit u of Ko ke `e In the beau ty of the

T 0 3 0 0 1 0 0 0 1 3 0 1 0 3
A 0 0 0 0 0 0 2 0 0 0 0 0 0 3
B 0 0 0 2 0 0 0 0 0 0 0 2 0 2

Chord diagrams: C, F, C, G7, C

10 āi na O ka no e po` ai` ai
land na Of ka the no en circ ling rain ai

T 0 3 0 (0) 1 3 1 0 3 1 0 2 0
A 0 0 0 0 0 0 0 0 0 0 0 0 0
B 0 0 2 0 0 0 0 0 0 2 0 0 0

B Chorus

14 15 16 17 18

'O Ka la lau, he âina la 'a I ka ua li' i li 'i
 Ka la lau is a sa cred land In the dri zzling rain

3—3—2—2—0—2—3—0—0—0—3—0—1—0—2
 3—1—1—0—1—0—0—0—0—0—0—1—0—3
 0—2—0—2—0—2—0—0—0—0—0—0—0—0—0

19 20 21 22 23

'O Wai mea, ku'u lei a lo ha Ne ver more to say good bye
 O Wa imea is my beloved Ne ver more to say good bye

3—3—3—0—3—1—0—(3)—1—0—3—2—0—2—0—2—0—(0)
 0—0—0—2—0—3—1—0—0—0—0—2—2—0—2—0—0
 0—2—0—0—0—0—0—0—0—0—0—0—0—0—0—0

B Chorus

24 25 26 27 28

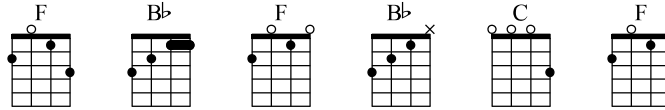
7—8—7—7—9—7—8—10—9—10—9—7—(7)—9—10—9—7
 7—7—7—9—9—9—9—10—10—9—9—(9)—9—10—9—7
 7—7—7—10—9—7—9—5—4—(4)—7—9—7—5—4—2—0—0—(0)

29 30 31 32 33

9—9—9—9—7—5—7—4—(4)—7—9—7—5—4—2—0—0—(0)
 7—7—7—10—9—7—9—5—4—(5)—5—10—9—7—5—0—0—0—0
 0—0—0—0—0—0—0—0—0—0—0—0—0—0—0—0—0—0—0

Wahine Ilikea

Words & Music by Dennis Kamakahi
Arranged by Spencer Gay



♩ = 90

1 **F** **Bb** **F** **Bb**

mf

T 3 3 3 3 3 3 1 1 1 1 1 1 0 0 0 0 0 0 1 1 1 1 1 1
A 1
B 2 2 2 2 2 2 3 3 3 3 3 3 2 2 2 2 2 2 3 3 3 3 3 3 3 3 3 3

5 **F** **Bb** **F** **C**

0 0 0 0 0 0 1 1 1 1 1 1 0 0 0 0 0 0 3 3 3 3 3 3
1 1 1 1 1 1 1 1 1 1 1 1 1 1 1 1 1 1 0 0 0 0 0 0 0 0
0 0 0 0 0 0 2 2 2 2 2 2 0 0 0 0 0 0 0 0 0 0 0 0 0 0
2 2 2 2 2 2 3 3 3 3 3 3 2 2 2 2 2 2 0 0 0 0 0 0 0 0

9 **F** **Bb** **F** **Bb**

Pu a ka la u nu ma ke

3 1 0 1 3 1 0 3 1 1 2

13 **F** **Bb** **F** **C**

kai 'O Ho nou li wai

1 1 1 1 2 3 0 3 0 0

17 **F** **Bb** **F** **Bb**

Wa hi ne 'il i ke a i ka po li 'o Mo lo ka'i Nō ka

3 3 1 0 1 1 3 1 0 0 3 3 1 3 0

fine

21 **F** **Bb** 22 23 24

he ke Na ni wa le nō nā wai le le
Na ni wa le nō ka'a in a Hä

1 1 1 1 3 5 2 2 2 2 3 2 2
0 2 2 3 5 3 2 3 3

25 **Bb** **F** 26 **F** 27

'uk a 'O Hi na 'o Hä hä 'o Mo 'o lo a
la wa Ho me ho'o ki pa a ka ma li hi ni

3 2 2 0 0 2 2 0 2 0 0 2 0

28 **Bb** 29 30

Nā wai 'e ko lu i ka u lu we hi we hi
'Äi na u lu wehi i ka no e a hi a hi

1 1 3 5 2 2 2 3 2 0 3 2 2 2 2 3 2
2 2 3 5 3 2 2 3 2 3 2 2 2 3 2

31 **F** 32 33 **C**

'O Ka ma lö 'U ala we mai ka ma ka ni
i ka mäl e Ho' o lu a

2 0 0 2 0 0 2 0 3 2 2 0

D.S. al Fine

1. 2. **C** **C**

34 35

3 3 3 3 3 3 3 3 3 3 3 3
0 0 0 0 0 0 0 0 0 0 0 0
0 0 0 0 0 0 0 0 0 0 0 0
0 0 0 0 0 0 0 0 0 0 0 0

Aloha 'Oe

Words & Music by Queen Lili'uokalani
Arranged by Spencer Gay

♩ = 55

1 G C G G D7

mf
Ha' a heo ka u a i nā pa li Ke nihi a 'e la ka na

TAB: 2 3 0 | 3 2 3 0 | 2 3 3 0 | 0 4 0 2 3 2

4 D D7 G C G G

he le E ha ha li a na i ka li ko Pu a

TAB: 0 0 2 3 | 2 3 0 3 2 3 0 | 2 3 3 0 | 2 3 3 2

7 C D G G7 C C

'ā hi hi le hu a o u ka A lo ha 'oe, A

TAB: 0 0 3 2 2 2 0 | 3 1 2 0 3 3 0 | 0 3 3 0

10 G G D7 D D7 G

lo ha 'oe I ke o na o na no ho i ka li po One

TAB: 3 2 3 3 3 | 2 0 2 3 0 0 3 3 | 2 2 2 2 2 2 3 2

13 C C G G D7 D6 G

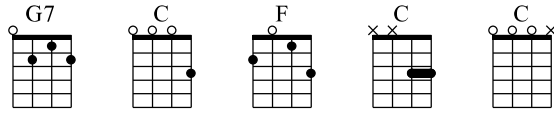
fond em brace, a ho' ea ea Un til we m ect a gain

TAB: 0 3 3 0 | 2 2 3 3 3 3 | 2 3 2 0 2 3 2 0

Hi'ilawe

Words by Sam Li'a Kalainaina, Sr.

Music by Sam Li'a Kalainaina, Sr.
Arranged by Spencer Gay after Ted Blanchett



♩ = 80

Musical notation for measures 1 and 2. Chords: G7, C, G7, C. *mf*

1 2

0 2 0 1 2 0 0 2 0 1 2 0

Musical notation for measures 3 and 4. Chords: C, F, C. Lyrics:

Kū ma ka ka 'i ke na iā Hi 'i la we
 Pa ke le mai au i ka nu i ma nu
 'A' o le nō wa u e lo a' a ma i
 He hi wa hi wa au na ka ma ku a
 No Pu na ke `ala i ha li `ia ma i

3 3 3 3 3 3 3 3 7 7

0 1 0 0 0 0 3 3 3

0 2

Musical notation for measures 5 and 6. Chords: C, G7. Lyrics:

Ka pa pa loh i mai a'o Mau ke le
 Hau wa la' au nei pu ni Wai pi 'o
 A he u hi wai au no ke kua hi wi
 A he lei 'ā 'ī na ke ku pu na
 No ho i ka wai le le a 'o Hi' i la we

0 0 1 3 0 3 2 3 3

0 4 4 2 0 1 1 3 0

0 0 2 0 2 3 0 0 0

Musical notation for measures 7 and 8. Chords: G7, C, G7, C.

2 0 2 3 3 2 3 2 0 2 3 3 3

1 1 0 0 1 3 2 0 2 3 0 0 0

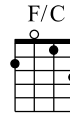
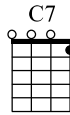
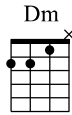
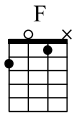
2 0 0 0 2 0 0 0 0 0 0 0 0

0 0 0 0 0 0 0 0 0 0 0 0 0

Hanalei Moon

Words & Music by Bob Nelson
 Arranged by Spencer Gay

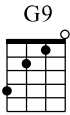
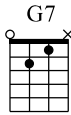
♩ = 80



mf

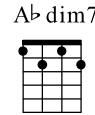
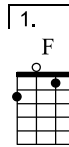
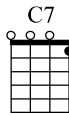
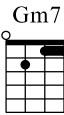
When you see

1 1 1 1 1 1 0 0 0 0 2 3 2



3 Ha na lei by moon light You will
 ev ery wave will whis per You are

2 0 1 2 1 0 (0) 2 1



6 be mine in don't Hea ven by the sea
 mine don't ev er go a sea

1. 1 1 2 2 1 1 2 2 1 1 2 2 1 1

1 0 3 3 1 1 2 2 1 1 2 2 1 1

1. **Gm7** **C7** | 2. **F** **Bb** **Bb m/G** **C7**

9 10 11 12

Ev ery breeze, way

1 1 1 | 1 1 1 1 1 1 | 1 1 1 1 1 1

1 1 0 | 0 0 2 | 0 | 1 1 1 1 1 1 | 1 1 0 0 0 0

2 2 0 | 0 0 2 | 2 | 0 0 2 2 3 3 | 0 0 0 0 0 0

0 0 0 | 0 0 2 | 2 | 2 2 3 3 3 3 | 0 0 0 0 0 0

F **F** **G7** **G** **Bm**

13 14 15 16

Han a lei, Han a lei moon Is

0 0 1 3 0 3 2 1

1 4 1 0 3 0 3 1

0 0 2 2 0 0 2 4

1. **Bb** **Bb** **Gm** **F**

17 18 19 20

light ing be lov ed Ka ua' i

1 0 1 0 1 3 0 0

2 2 2 0 3 2 0 1

3 3 3 3 1 1 2 2

2. **C7sus4** **C7** **Gm** **F**

21 22 23

A lo ha nō wau i ā 'o e

1 1 0 1 0 3 3 1

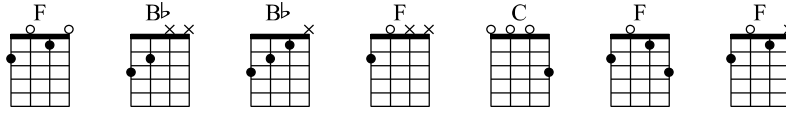
0 0 0 0 0 3 3 0

3 3 0 3 3 3 3 2

My Creole Belle

Words & Music by Mississippi John Hurt

Arranged by Spencer Gay



♩ = 65

1 F B \flat 2 3 B \flat F 4

mf
My Cre ole Belle,
When stars shine, I love her well
I'll call her mine.

0 3 0 1 3 0 1 3 0 (0)
1 3 2 3 (2) 2 3 0 2 (2)
2 3 (3) 3 3 2 (2)

5 C 6 7 8 F

My dar lin' ba by, My Cre ole Belle.
My dar lin' ba by, My Cre ole Belle.

1 3 0 0 3 3 5 0 3 (3)
3 0 0 0 0 1 0 0 (1)
0 0 0 0 0 0 0 0 (0)
0 0 0 0 2 (2)

9 F B \flat 10 11 B \flat F 12

My Cre ole Belle,
When stars shine, I love her well
I'll call her mine.

0 3 0 1 3 0 1 3 0 (0)
1 3 2 3 (2) 2 3 0 2 (2)
2 3 (3) 3 3 2 (2)

13 C 14 15 16 F

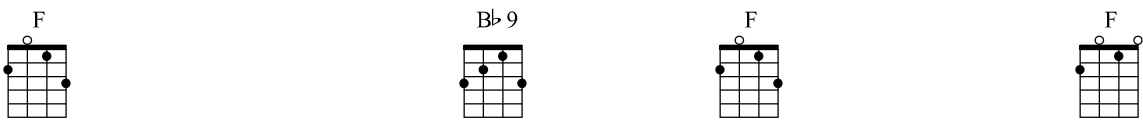
My dar lin' ba by, My Cre ole Belle
My dar lin' ba by, My Cre ole Belle.

1 3 0 0 3 3 1 3 1 (1)
3 0 0 0 0 0 0 0 (0)
0 0 0 0 0 0 0 0 (0)
0 0 0 0 2 (2)

Delia's Gone

Words & Music by Traditional
Arranged by Spencer Gay

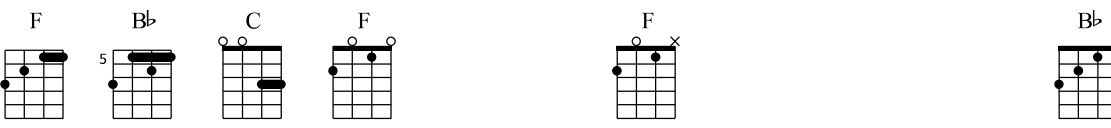
♩ = 120



1 *mf* De lia was a gam bler, gam bled all a round
 Rub ber ti red bug gy, dou ble sea ted hack,
 Cur tis said to the judge, "What might be my fine?"
 Cur tis' in the jail house, drinking' from ol' tin cup
 De lia, Oh De lia how can it be?

3 3 0 3 3 3 3 0 3 5 3 0


T 1 1 1 1
 A 0 2 0 0
 B 2 3 2 2 2 2 2 2



4 She was a gam blin' girl, She's llaid her mon
 takin' Delilia tothe grave yard It ain' goin' bring
 "I done told you poor boy nine
 Delia's in the grave yard boys, and she ain't get
 You love them roun ders And you nev er didt

8 5 3 0 3 1 0 1 0 1

8 6 3 1 3 0 0 1 1
 9 5 0 0 0 0 0 2 1
 10 7 0 2 2 2 0 3 1



7 cy down She's all I got is gone
 her back. She's all I got is gone
 ty- nine." She's all I got is gone
 ting up All the friends I ever had are gone
 love me. She's all I got is gone

3 1 1 3 0 1 0 3 1 2 1
 2 2 0 0 0 0 0 2 2 0 0
 3 3 2 2 2 3 3 3 2 2 2



Unchain My Heart

Ray Charles

Words & Music by Freddie James & Bobby Sharp
Arranged by Spencer Gay

♩ = 69

Dm


1 2 3 4 5

mf
Un chain my heart, ba by let me go
Un chain my heart, ba by let me be


T
A
B

2 2 1 0 3 1 3 1 2 1 2 (1)
2 2 2 2 (2)
2 2 (2)

Gm



Dm




6 7 8 9 10


Un chain my heart 'cause you don't love me no more
Unc hain my heart, 'cause you don't care a bout me

2 2 1 3 1 3 4 3 1 2 1 1 (1)
2 2 2 2 (2)
0 2 2 (2)

Gm



Gm



11 12 13 14

Each time I call you on the tele ph one Some fel low tells me
You got me sewed up like al pil low case But you let my

3 3 1 3 1 3 1 4 3 1 2 (2) 1 3 1 3 1
2 2 2 2 (2) 2 2 0
0 2 2 (2) 0

Dm Bb 7 A7 Dm

15 16 17 18 19

that you're not at ho me So un chain my heart, set set me free
 love go to w aste So unc hain my heart, set set me free

3 1 4 3 | 1 | 2 | 2 1 | 1 | 1 0 | 1 3 1 | 0
 2 | 2 | 1 | 2 | 0 | 1 | 2 | 2 | 2

Gm Dm

20 21 22

I'm un der your spell, like a man in a trance

2 2 1 2 3 | (3) | 1 3 4 3 | 1 | 0
 2 | 2 | 0 | 2 | 2 | (2) | 2 | 2 | 2

Gm A7

23 24 25

But you know dam ned well that I don't stand a chance

2 0 2 1 2 3 | 3 1 3 3 4 | 0 | (0) | 5 7 6

Bb 7 A7 Dm

26 27 28 29

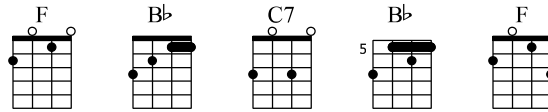
Unc hain my heart, please ba by set me free

2 2 1 | 1 | 1 0 | 0 2 | 0 2 2 | (2)
 2 | 2 | 1 | 2 | 0 | 2 | 2 | 2

Blue Eyes Crying in the Rain

Willie Nelson

Arranged by Spencer Gay



♩ = 120

1 *mf* 2 3 4

In the twi light glow, I see
Now my hair has turned to sil ver

F Bb F

T 6 5 3 0 1 0 1 0 1
A 6 7 5 3 1 1 1 1 1
B 6 7 5 3 2 0 2 0 2

5 6 7 8 9

Blue eyes cry in' in the rain
All my life I've loved in vain

C7 F

(1) 1 2 3 0 3 1 3 0 0 1 1
0 0 1 2 0 1 0 1 1
2 0 2 0 2 2 2 2 2

10 11 12 13 14

When we kissed good bye and par ted I knew we'd
I can see her star in her ven blue eyes

F Bb F C7

0 1 0 1 0 1 0 1 3 0
1 0 1 2 0 1 (1) 1 2 0
2 0 2 2 0 2 (2) 2 3

15 16 17 18 19

ne ver meet a gain Love is like a dy ing
cry in' in the rain Some day when we meet up

C7 F Bb Bb

3 0 0 3 1 0 2 3 5 6 5 6 6
0 0 2 0 2 3 5 6 5 6 6
3 2 2 3 5 6 7 5 6 6

20 21 22 23 24

B \flat F B \flat C7

em ber; On ly me mor ies re main.
yon der, We'll stroll hand in hand a gain.

5 6 5 7 | 6 (6) 5 3 1 | 3 1 5 3 0 1 0 | 3 0 3

25 26 27 28 29

F F B \flat F

thru the a ges I'll re mem ber
in a land that knows no par ting,

0 1 0 1 0 1 0 (1) 1 2
0 3 2 0 | 0 0 1 2 | 0 1 2 | 0 2

1. 2.

30 31 32 33 34 35 36 37

C7 F F B \flat

Blue eyes cry in' in the rain.
Blue eyes cry ing in the rain.

3 0 3 0 3 0 1 2 3 2 3 2 0 1 3 8
0 0 0 0 0 0 0 0 0 0 0 0 0 0 0 5
3 3 2 2 2 3 2 3 2 3 2 0 1 3 5

38 39 40

5 5 7 5 6 5 5 6

41 42 43 44

1.

5 5 9 8 8 7 6 8 6 5 4 6

D.S. al Fine

45 46 47 48 49 50

1. 2.

5 5 5 7 5 7 5 7 5 4 7 5 4 3 2

Angel Flying Too Close to the Ground

Words & Music by Willie Nelson

Arranged by Spencer Gay

♩ = 60

Chord diagrams: C, Em, F

mf
If you had not have fal len Then I would not have

3 0 0 0 | 3 5 3 | 2 3 3 3 | 0 0 2 3

T 0 0 0 0 | 3 3 3 3 | 0 1 0 1 | 0 1 0 1

A 0 0 0 0 | 0 0 0 0 | 0 0 0 0 | 0 0 0 0

B 0 0 0 0 | 0 0 0 0 | 0 0 0 0 | 2 2 2 2

Chord diagrams: C, F, G6, C

found you An gel fly ing too close to the ground And

3 0 0 0 | 1 1 3 1 | 0 2 0 2 | 0 0 0 3 | 0 0 0 2

T 0 0 0 0 | 0 0 0 0 | 0 0 0 0 | 0 0 0 0 | 0 0 0 0

A 0 0 0 0 | 0 0 0 0 | 0 0 0 0 | 0 0 0 0 | 0 0 0 0

B 2 2 2 2 | 2 2 2 2 | 2 2 2 2 | 2 2 2 2 | 2 2 2 2

Chord diagrams: C, Em, F, C

I patched up your bro ken wing and hung a round a while

3 0 0 0 | 2 3 3 3 | 0 0 2 3 | 3 0 0 0

T 0 0 0 0 | 3 3 3 3 | 1 0 0 0 | 3 0 0 0

A 0 0 0 0 | 0 0 0 0 | 0 0 0 0 | 0 0 0 0

B 0 0 0 0 | 0 0 0 0 | 2 2 2 2 | 0 0 0 0

Chord diagrams: D7, D7, G7, G7

Try ing to keep your spi rits up and your fev er down I





0 0 0 0 | 5 7 8 | 5 3 3 | 5 4 2 3

T 0 0 0 0 | 5 5 5 5 | 5 5 5 5 | 5 5 5 5

A 2 2 2 2 | 2 2 2 2 | 2 2 2 2 | 2 2 2 2

B 2 2 2 2 | 2 2 2 2 | 2 2 2 2 | 2 2 2 2






17 18 19 20

knew some day on, fly on past, that you would fly a way For
 on, fly on past, the speed of sound I'd





3 3 3 2 2 2 3 3 0 0 1 0 0 1 0 0 4 3 2

21 22 23 24

love's the great est heal er to be found So
 rath er see you up than see you down So




5 5 5 5 5 5 7 8 2 1 2 0 2 1 2 0 3

25 26 27 28

leave me if you need to, I will still re mem ber

3 3 5 7 8 7 3 3 2 3 5 3

29 30 31 32

An gel fly ing too close to the ground. So

3 3 5 7 8 5 3 2 3 0 0 3 0 0 7

Da Coda

Solo

33 34 35 36

Da Segno

37 38 39 40

Fly



C

Gm7(b 5)

F

Ddim

41 42 43 44

leave me if you need to, I will still re mem ber

C

G7

C

45 46 47

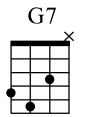
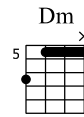
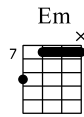
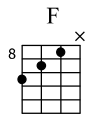
An gel flyi ng too close to the ground.

48 49 50

Crazy

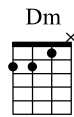
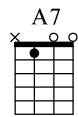
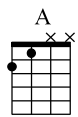
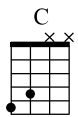
Words & Music by Willie Nelson
Arranged by Spencer Gay

♩ = 120



1 *mf* 2 3

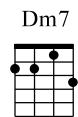
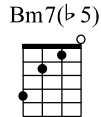
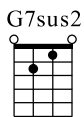
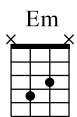
T 7 8 7 5 5 3
A 9 9 7 5 5 5
B 10 10 9 7 7 4



4 5 6

I'm cra zy, cra zy for fee lin' so lone ly

3 4 0 5 4 3 2 1 0 0 3 0 1 0 0 2 1 0 1 2



7 8 9

I'm cra zy, cra zy for feel in' so

4 3 0 3 0 0 1 3 0 2 3 0 2 1 2 0 4 2 2

C Cdim7 Dm7 G7

10

blue

0 0 0 3 0 2 3 2 3 2 2 2 1 3 1 2 1 2 0

C A Dm Em Dm G7sus2

12

I knew, you'd love me as long as you want ed And then

4 5 0 5 4 3 2 1 0 1 3 0 1 0 1 2 4 4 5 4 2 2 0 0 1 2 0

Dm6 Gm7 C F9 E9 D7

16

some day, you'd leave me for some bo dy new

0 1 2 4 4 2 0 4 2 0 2 3 3 4 4 4 3 3 3 0 2 2

F F C

20

Wor ry, why do I let my self wor ry?

3 1 0 0 1 0 3 1 2 0 3 3 3 3 3 5 4 5 6

D7 D7 G7 Dm7 B

24 25 26 27

Wonderin', what in the world did I do? I'm

3 0 2 0 3 2 0 2 2 1 2 1 2 2 1 3 1 2 3 4

C A A7 Dm Em Dm

28 29 30 31

cra zy for thin kin' that my love could hold you

4 5 0 5 4 3 2 1 0 0 3 0 1 0 1 3 2 4 4 5 4 1 2

F/C Em Dm7 Em Em6 Em6(b5)

32 33 34 35

I'm cra zy for try in', cra zy for cry in'

3 0 2 3 2 3 3 2 0 7 10 7 9 7 10 6 9

F Em7 Fm Fm Cmaj7

36 37 38 39

and I'm cra zy for lov in' you

2 0 1 0 2 2 0 2 4 0 0 1 0 3 0 1 7 7 7 0

Night Life

Words & Music by Willie Nelson, Paul Buskirk, Walt Breeland
 Arranged by Spencer Gay

♩ = 55

Chord diagrams for measures 1-2:

- C:
- C:
- B:
- C9:

Musical notation for measures 1-2. Treble clef, 4/4 time. Lyrics: *mp* When the eve nin sun go es down You will Ma ny peo ple just li ke me dream in'

Fingerings: T (3, 5), A (3, 4), B (4, 5)

Chord diagrams for measures 3-5:

- Am7:
- Fm:
- C:
- C7:
- F9:

Musical notation for measures 3-5. Treble clef, 4/4 time. Lyrics: find me han gin' 'round Oh, the night life of old used to be's Oh, the night life,

Fingerings: T (3, 1), A (0, 2), B (3, 1)

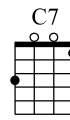
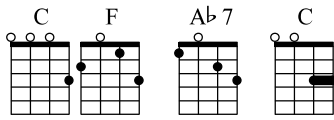
Chord diagrams for measures 6-8:

- Am7:
- Fm:
- C:
- C7:
- Am7:
- G:

Musical notation for measures 6-8. Treble clef, 4/4 time. Lyrics: ain't no good life But it 's my ain't no good life But it 's

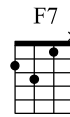
Fingerings: T (3, 3, 3), A (0, 1, 0), B (0, 0, 2)

2.



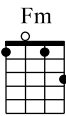
9 my life Lis ten to the blues they're play in

0 3 3 3 3 3 3 3 3 2 1 1
 0 0 1 2 3 0 0 0 0 0 0 0
 0 2 1 0 0 0 0 0 0 3 0 0



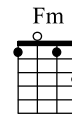
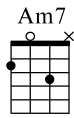
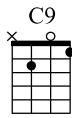
12 Lis ten what the blues are

3 5 3 6 5 3 6 3 5 3 5 3 6 5 3 5 1 3 1 3
 3 0 0 0 0 0 0 0 0 0 0 0 0 0 0 0 0 0 0 0
 0 2 1 0 0 0 0 0 0 0 0 0 0 0 0 0 2 3 1 3



15 say in' Life is just a noth er

3 0 0 3 0 3 3 3 3 3 3 3 3 3 3 3 3 3 3 3
 3 0 0 0 0 0 0 0 0 0 0 0 0 0 0 0 0 0 0 0
 1

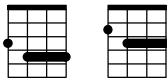


18 scene In this world of brok en dreams Oh,

1 3 0 3 1 0 3 3 3 3 3 3 3 3 3 3 3 3 3 3
 0
 0 2 0 2 0 0 0 0 0 0 0 0 0 0 0 0 0 0 0 0

F#9

F9



21 the night life, ain't no good life

22

23 But it's my life

5 3 4 4 4 4 2

4 3 4 4 3 2 0 2 0 3 2 0

C7



F

Fm

C

Cmaj7



24 Oh, the night life

25 ain't no good life

26 but it's my life

27

28



3 5 3 3 5 3 6 3 3 5 5 full 3 3 3 3 7 7 7 7 5


3 3 4 3 1 1 0 0 0 0 1 1 0 0 7 7 7 7 5

Always on My Mind

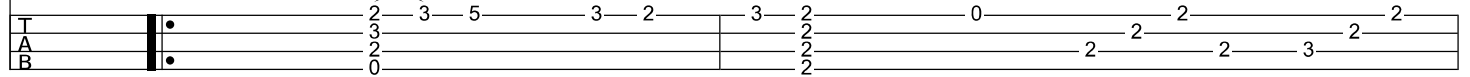
Words & Music by Wayne Thompson, Mark James & Johnny Christopher





♩ = 80


G  D6 



mp
 May be I did n't love you
 May be I did n't hold you

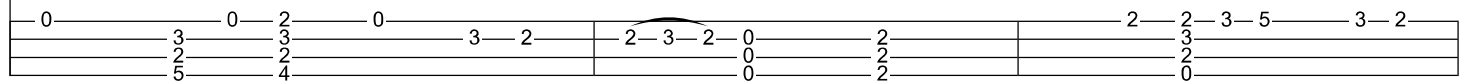







Gbar II  C  D  G 




Quite as of ten as I could have times
 All those lone ly, lone ly


And may be I did nev
 I guess I did nev






D6  B  C  G  A 




n't treat you er told you
 Quite as good as I should have
 I'm so hap py that you're mine



C  Gbar II 



If I made you feel sec ond best
 Lit tle things I should have said and done



1. 3.

B B7 C C D D6 D7

12 13 14

Girl I'm sor ry I was blind
I just nev er took the time You were al ways on my

1.

Gbar II G D D6 D D6 D

15 16 17

mind You were al ways on my

Da Coda

1. 2.

18 19 20

mind

2.

Gbar II

21 22 23

Tell me

2.

C Am D Gbar II

24 Tell me that your sweet love has n't died Give

3 2 0 3 2 0 0 3 0 2 0 5

0 0 0 0 0 0 2 2 2 2 2 4

0 0 0 2

2.

C Am D

27 me Give me one more chance to keep you satisfied I'll

3 0 2 3 2 0 3 2 0 0 3 0 2

3 3 0 0 0 3 0 0 3 0 2 2

4 0 0 0 0 2

D.C. al Coda ⊕

2.

D7 D6 G D D6 D7 Gbar II

30 keep you satisfied You were always on my mind

3 3 2 0 0 0 2 2 3 3 5

2 2 2 3 2 2 2 2 2 2 3 3 2

2 2 2 0 2 2 2 2 2 2 4 4 4

G D G C D D6 D G D G

33 You were always on my mind

0 2 3 2 2 0 0 0 3 0

3 2 3 0 2 2 2 2 0 2 3 0 3

0 2 0 0 2 2 2 2 0 0 2 2 2 0

Let It Be Me

Words by Mann Curtis (English)

Music by Gilbert Bécaud
Arranged by Spencer Gay

♩ = 70

F
C
C7
Dm
Am

1. 2. 3. 4.

p
 I bless the day I found you I want to stay a round you
 Don't take this hea ven from one If you must cling to some one

B♭
F
Gm7
C7(♭9)
F

5. 6. 7. 8.

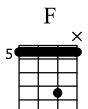
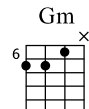
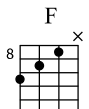
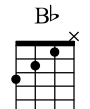
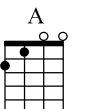
And so I beg you, let it be me
 Now and for ev er, let it be me





1. 2.

F
F7
B♭
Am
B♭

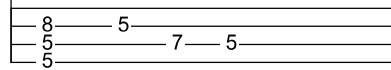
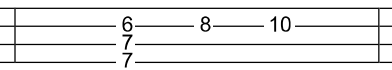


9. 10. 11. 12. 13.

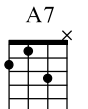
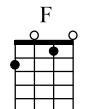
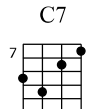
Each time we meet love I find com










14  15  16  17 

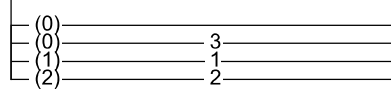
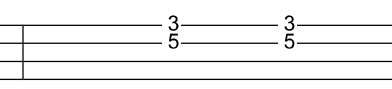
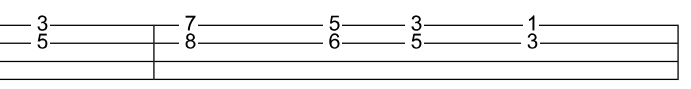
plete love With out your sweet love what would life be?

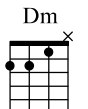
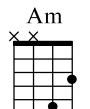
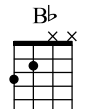












18  19  20 

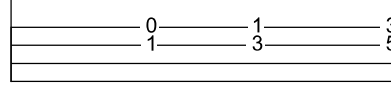


So nev er leave me lon ely

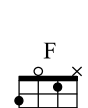

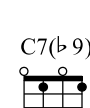
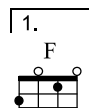
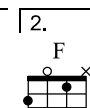
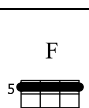












21  22  23 





Tell me you love me on ly And that you'll

24  25  26  27 

al ways let it be me

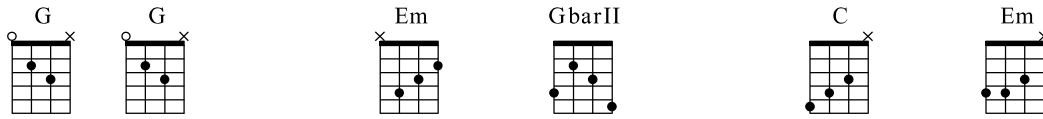





Our House

Words & Music by Graham Nash

Arranged by Spencer Gay

♩ = 120



Musical notation for measures 1-3. Treble clef, key signature of one sharp (F#), 4/4 time. Lyrics: *p* I'll light the fire and You place the flowers in the vase that you bought to
Come to me now and rest your head for just five minutes every thing is done

T: 0 0 0 0 2 5 7 5 2
A: 2 2 2 2 3 3 5 3
B: 0 0 4 4 4 4 5 4

Chord diagrams for C, Am, G, G, Em, and GbarII.

Musical notation for measures 4-6. Treble clef. Lyrics: day Star ing at the fire For ho urs and ho urs while I
Such a co sy room the win dows are il lum nat ed

0 0 0 0 2 2 3 0 3 0 2 5 7 5 2 5 3
0 0 2 2 2 0 3 3 3 3 3 3 5 3
0 2 0 0 0 0 4 4 4 4 4 4

Chord diagrams for C, GbarII, C, D, C, and D.

Musical notation for measures 7-9. Treble clef. Lyrics: lis ten to you play sun your love songs all night long for
by the ev ening sun shine through them fier y gems for

3 5 3 2 4 6 5 6 4 6 5 5 6 5 6 2
4 2 2 4 6 6 6 6 4 6 6 7 6 7
5 4 4 5 7 7 7 7 5 7 7 7 7

10 me you

11 On ly for me
On ly for you

12

2 3 2 2 7 10 8 7 7 3 3
3 2 2 7 7 7 7 9 4 3
2 0 0 7 7 7 7 9 5 3
0 0 0 9 7 7 7 9 5 3

13 Our house is a ve ry, ve ry, ve ry fine house with two cats in the yard

14

15

2 2 2 2 7 7 7 7 7 8 10 8 7 7
3 2 2 2 7 7 7 7 7 7 10 8 7 7
2 2 2 2 7 7 7 7 7 7 10 8 7 7
0 0 0 0 9 7 7 7 7 9 7 7 7

16 life used to be so hard now ev ery thing is e asy 'Cause

17

18

7 8 10 8 7 7 9 7 7 8 8 10 8 7 7 9 7
7 7 7 7 7 7 7 7 7 7 7 7 7 7 7 7
9 7 7 7 7 7 7 7 7 7 7 7 7 7 7 7

19 of you

20

21 And

22 ah

23 la la

0 3 5 2
0 2 2 2
7 4 5 (4) 0 0 3 5 2
(5) 2 2 2 2 4

Gmaj7



Em



G



24 la la la la la 25 la la la a la 26 la la la la

2 3 5 5 3 | 3 0 2 2 | 3 0 2 3 0

2 2 2 | 3 4 4 | (3) (2) (0)

C



Em



Am



C



D7



27 la la la la la 28 la la la la la .la la 30 la la la la

3 3 0 2 3 | (3) 2 0 3 | 0 2 3 2 | 0 2 3 7

0 0 4 | (4) 4 2 | 0 0 0 | 2 0 2

GbarII



Gmaj7



Em



31 la la 32 la la la la .la 33 la la la la la

5 2 | 2 3 5 5 3 | 3 0 2 2 3

3 2 2 | 2 2 3 | 3 4 4

G



C



D#



34 la la .la la la 35 la la la la la 36 la la la

3 0 2 3 0 | 3 3 0 3 | 1 (1) 0 3 0

3 2 0 | 3 0 3 | 3 (3) (3) (3)



37 Our house is a ver y, ver y, ver y finehouse With two cats in the yard

38

39

2 2 7 7 7 7 7 8 10 8 7 7
 3 2 7 7 7 7 7 7 10 8 7 7
 2 2 7 7 7 7 7 7 10 8 7 7
 0 0 7 7 7 7 7 9 7 7

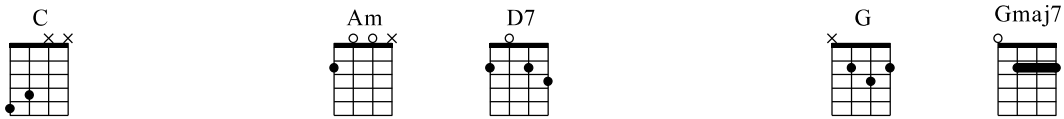


40 Life used to be so hard Now ev ery thing is ea sy 'Cause

41

42

7 8 10 8 7 7 9 7 7 8 7 7 9 7 7 9 7



43 of you And ah I'll light the fire while

44

45

0 3 5 2 3 2 3
 0 2 0 2 0 2 0
 7 4 0 0 0 0 0
 5 2 2 2 2 2 3



46 you place the flo wers in the vase that you bought to day

47

48

2 5 7 5 2 3 5 3 3 3 5 3 2 3
 3 2 3 2 3 4 3 3 3 4 3 3 3 0
 4 2 4 4 5 5 5 5 5 5 5 5 0 0

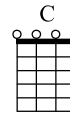
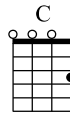
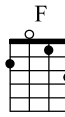
Raindrops Keep Fallin' on My Head

Words & Music by Burt Bacharach and Hal David

Arranged by Spencer Gay

♩ = 60

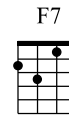
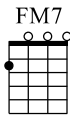
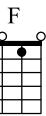
Intro



1 2

mp

3 3 3 3 3 3 1 1 1 3 3 3
 1 1 1 1 1 1 1 1 1 0 0 0
 0 0 0 0 0 0 2 2 2 0 0 0
 2 2 2 0 0 0 3 3 3 0 0 0

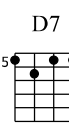


3 4 5

Rain drops are fall ing on my head And just like the guy whose feet Are
 did me some tal king to the sun And I said I did n't like the
 Rain drops keep fall ing on my head But that does n't mean my eyes Will

0 0 0 1 0 0 0 0 0 0 1 3 3 3 5 3 1 0
 1 1 1 1 1 1 1 1 1 1 1 1 1 1 1 1 1
 0 0 0 0 0 0 0 0 0 0 0 0 0 0 0 0 0
 2 2 2 2 2 2 2 2 2 2 2 2 2 2 2 2 2

Bb maj7



6 7 8

too big for his bed No thing seems to fit Those
 way He got things done Sleep ing on the job Those
 soon be turn ing red Cry ing's not for me 'cause,

0 1 3 1 7 5 7 5 8 5 0 7 5 5
 1 1 3 1 8 5 8 5 8 5 0 8 5 5
 2 2 2 2 7 6 7 6 7 6 0 7 6 6
 3 3 3 3 9 6 9 6 9 6 0 9 6 6

Bb 69



Bb 69



Da Coda

9 rain drops Are fal ling on my head They keep fal ling. So I just
 rain drops are fal ling on my head they keep fal lin' But there's one
 I'm ne ver gon na stop the rain By com plain ing, Be cause I'm

3 3 0 1 3 1 0 3 3 0 1 3 1 1 3

1 1 1 1 1 1 1 1 1 1 1 1 1 1 1

2 2 2 2 2 2 2 2 2 2 2 2 2 2 2

0 0 0 0 0 0 0 0 0 0 0 0 0 0 0

F



Am7



Bb



Am7



12 thing I know 13 the blues they send to meet

0 0 0 3 3 3 3 3 0 1 0 3 1 3 5

1 1 1 3 3 3 3 3 1 1 3 1 3 5

0 0 0 0 0 0 0 0 2 2 3 1 3 0

2 2 2 2 2 2 2 2 3 3 3 3 3 0

C



G6/9



C6



D6/9



Gsus2add13



15 me won't de feat me, 16 it won't be long Till

5 3 0 1 5 5 3 3 3 3 3 5 3 3

0 0 0 0 0 0 0 0 0 0 0 0 0 0

4 4 4 4 4 4 4 4 4 4 4 4 4 4

0 0 0 0 0 0 0 0 0 0 0 0 0 0

D9



Gm



Bb



Bb



18 hap pi ness Steps up 19 to greet me 20 21

7 5 8 5 3 3 1 0 3 0 1 3 2 0 1 3

5 5 5 5 2 2 2 2 2 2 2 2 2 2 2 2

6 6 6 6 3 3 3 3 3 3 3 3 3 3 3 3

5 5 5 5 3 3 3 3 3 3 3 3 3 3 3 3

Solo

22 23 24 25

5 5 5 6 5 7 5 | 5 5 | 8 8 8 5 8 6 5 | 5 6 7 5

D.S. al Coda

26 27 28 29

7 5 8 5 0 | 7 5 | 8 8 5 6 8 6 5 | 8 8 5 6 8



Fmaj7



B♭maj7



F



30 31 32

free No thing's wor ry ing me

0 0 0 0 0 | 0 1 1 5 3 | 0 0 0 0 0

0 0 0 0 0 | 1 1 1 5 3 | 1 1 1 1 1

5 5 5 5 5 | 2 2 2 2 2 | 0 0 0 0 0

5 5 5 5 5 | 3 3 3 3 3 | 2 2 2 2 2

B♭maj7



Fmaj7



33 34 35 36

0 1 1 5 3 1 | 3 5 3 5 3 | 5 5 5 5 5 | 8 7

1 1 1 5 3 1 | 3 5 3 5 3 | 5 5 5 5 5 | 5 5

2 2 2 2 2 | 5 5 5 5 5 | 5 5 5 5 5 | 5 5

3 3 3 3 3 | 5 5 5 5 5 | 5 5 5 5 5 | 5 5

Intro

37 38 39 40

0 1 3 2 1 3 1 | 0 1 3 2 1 3 1 | 0 1 3 2 1 2 0 | 0

1 1 1 1 1 1 1 | 1 1 1 1 1 1 1 | 1 1 1 1 1 1 1 | 1

2 2 2 2 2 2 2 | 2 2 2 2 2 2 2 | 2 2 2 2 2 2 2 | 2

3 3 3 3 3 3 3 | 3 3 3 3 3 3 3 | 3 3 3 3 3 3 3 | 3

Something

Words & Music by George Harrison
Arranged by Spencer Gay

♩ = 66

Chord diagrams: C, C, Cmaj7

mp

Some thing in the way she moves
Some where in her smile she knows
Some thing in the way she knows

5 7 7 5 6 7 | 0 3 3 3 3 | 3 2 (2)

Chord diagrams: C7, F, F, C

A ttracts me like no oth er lo ver
That I don't need no oth er lo ver
And all I have to do is think of her

1 1 1 1 3 5 3 3 (3) 0 | 1 1 0 0 | 1 0 0 0

Chord diagrams: D, D7, G, G7

Some thing in the way she woos me I
Some thing in her style that shows me
Some thing in the things she shows me

5 5 5 5 3 5 2 0 | 2 0 3 2 1 3 | 2 2 2 0

Da Coda

Am Caug Am7 F

1.

8 don't want to leave her now 9 You know I believe and how

full

0-3-0-5-0-3 7-5-5-7 8-9-9-9-10-11

2.

A C#m7 F#m7 D

11 You're asking me will my love grow 13 I don't know,

full

9-9-7-7-9-10-13 4-4-4-4-4-7-9 9-12-9-10-9-11

G C A C#m7

14 I don't know. 16 You stick a round and it may

(9)-10-9-7 7-5-4-3-2-1-0 4-4-4-4-4-7-9

F#m D G C

17 show 18 I don't know, 19 I don't know

4-5-6-6 7-9-9-10-9-7 (9)-10-9-7 (9)-10-7-7-9

20 21 22

full full full

23 24

25 26

full full full full

D.S. al Coda

27 28

full

29 30 31 32

full

F Eb G7 C

In My Life

Words by John Lennon

Music by Paul McCartney

Arranged by Spencer Gay

♩ = 100

Chord diagrams: Gbar II, D, Gbar II, D7

mf

There are

3 2 2 2 (2) 3 2 2 (2) 0

4 4 4 0 2 2 (2) 4 4 4 0 2 2 (2) 2 0

Chord diagrams: Gsus2, D7, Em7barII, G7, C, Cm7, Gbar II

pla ces I re mem ber All my li fe though some have changed Some for
all these friends and lovers There is no one com pares with you Andthese

0 3 2 0 5 2 2 0 0 2 0 3 0 2 2 0

3 3 2 4 3 1 0 3 0 3 0 3 2 3 2 0

2 0 0 4 2 4 3 3 0 2 2 2 2 2 0

0 2 2 4 5 3 3 5 3 3 4 4 4 4 4

Chord diagrams: Gsus2, Em7barII, Em, C, Cm7, Gbar II

ev er not for bet ter Some have gone think of love and as some re main All these
mem ories lose their mean ing When I think of love and as some re main All these

0 0 2 5 2 2 0 2 0 2 0 2 2 2 0

3 3 3 3 3 3 3 3 3 3 3 3 3 3 0

2 0 0 4 4 4 4 4 4 4 4 4 4 4 2

0 2 2 4 5 3 3 5 3 3 4 4 4 4 4

Em Em7 Em6 A7 F G

13 14 15 16

pla ces have their moments With lov ers and friends I still can re call Some are
know I'll nev er lose a ffec tion For peo ple and things that went be fore I

2 0 0 3 3 3 2 0 0 2 3 2 0 2 2 2 3 0
3 3 4 4 4 0 0 1 0 3 0 2 2 3 3 0
4 4 4 0 0 0 0 0 0 0 0 2 2 2 3 0

Em Em7 Em6 Em G

17 18 19 20

dead and some are liv ing In my life I've loved them all
know I'll of ten stop and think a bout them In my life I love you more

2 0 0 3 3 3 2 0 7 7 7 7 7 7 7 7
3 3 4 4 4 0 0 7 7 9 7 9 7 7 7 7
4 4 4 0 0 7 7 9 7 9 7 9 7 7 7

1.

Gbar II D

21 22

But of

3 2 2 2 2 2 2 0
4 4 4 0 2 2 2 2 2 0

2.

G Gbar II D G5 Gmaj7

23 24 25 26 27

7 7 3 2 2 2 2 0 2 3 9
7 7 4 4 4 0 2 2 2 2 7 7
7 7 4 4 4 0 2 2 2 2 7 7

Imagine

Words & Music by John Lennon
Arranged by Spencer Gay

♩ = 55

C Cmaj7 F

1

mf

C C F6(b5) F C C F

3

I mag ine there's no hea ven
I mag ine there's no coun tries
I mag ine no po sses sions

4

5

6

It's ea sy if you try
It is n't hard to do
I won der if you can

C F6(b5) C F

7

No hell be low us
Nothing to killor die for
No need forgreed or hunger

8

9

10

Ab ove us on ly sky
And no re lig ion too
A bro ther hood of man

11 I mag ine all the peo ple Liv ing for to day...
 I mag ine all the peo ple Liv ing life in peace...
 I ma gine all the peo ple Sha ring all the world..

0 3 0 3 7 7 5 8 5 5 5 2 2 2 3 5
 1 0 0 0 5 5 5 5 5 3 2 2 3 3
 0 0 0 0 5 5 5 5 5 2 2 2 3 5
 2 2 2 2 5 5 5 5 5 4 4 4 4 4

14 You may say say I'm a drea mer
 You may say say I'm a drea mer

(5) 7 10 10 8 9 8 7 8 9 7 8 8 9 7
 (3) 7 10 10 8 9 8 7 8 9 7 8 8 9 7
 (4) 7 10 10 8 9 8 7 8 9 7 8 8 9 7

17 But I'm not the only one I hope some day you'll join us
 But I'm not the only one I hope some day you'll join us

7 5 8 7 5 5 2 0 0 3 2 3 2 0 2 3 3 0
 8 5 7 5 5 2 1 1 0 3 3 0 0 0 0 0
 7 5 7 5 5 1 2 2 0 2 0 0 0 0 0

21 And the world will be as one
 And the world will be as one

3 2 0 0 0 3 5 3 5 7 3 3
 0 0 1 0 3 5 3 5 7 3 3
 2 0 2 0 3 5 3 5 7 3 3
 1 2 2 4 4 4 4 4 4 4 5

A Song for You

Words & Music by Leon Russell

Arranged by Spencer Gay

♩ = 60

Cdim7



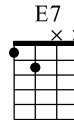
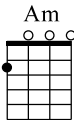
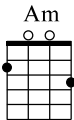
1 *mf*

T 1 4 2 1 4 2 3 6 9 12 12 11 11
A 2 2 3 5 8 8 11 11 12 12 11 11
B 4 2 2 5 8 8 11 11

3

10 10 9 9 8 8 7 7 6 6 5 5 4 4 3 3

§

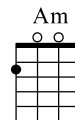


4

I've been so many places in my life and time
I love you in a place where there's no space or time

3 3 2 2 0 0 0 0 2 0 2 4 4

F# m7(b5)



6

I've sung a lot of songs, I've made some bad rhymes
I love you for my life, 'cause you're a friend of mine

3 3 5 5 3 4 2 0 0 0 2 2

8

F Dm7 Dm7 Em7

I've act ed out my life in sta ges With ten thou sand peo ple watch ing
 And when my life is o ver re mem ber when we were to get her

0 3 3 3 0 3 3 5 7 0 0 0 3 0 3 3 5 7

1 1 1 1 1 1 1 1 1 1 1 1 1 1 1 1 1 1

0 0 0 0 0 0 0 0 0 0 0 0 0 0 0 0 0 0

2 2 2 2 2 2 2 2 2 2 2 2 2 2 2 2 2 2

10

Em F#m7(b5) Am C E7

But we're a lone now and I'm just sing in this song for you

0 3 0 3 0 3 0 3 0 3 0 3 0 3 0 3 0 3

2 2 2 2 2 2 2 2 2 2 2 2 2 2 2 2 2 2

0 0 0 0 0 0 0 0 0 0 0 0 0 0 0 0 0 0

4 4 4 4 4 4 4 4 4 4 4 4 4 4 4 4 4 4

(2) 4 2 0 2 0 0 0 0 0 0 0 0 0 0 0 0 0 0

12

Am Am E7

I know your i mage of me is what I hope to be

3 3 2 2 0 0 0 0 0 0 2 0 0 0 4

0 0 0 0 0 0 0 0 0 0 0 0 0 0 0

2 2 2 2 2 2 2 2 2 2 2 2 2 2 2

14

C9 Am7

I've trea ted you un kind ly but girl can't you see

5 3 5 3 3 5 3 3 0 3 2 2 2 0 2

4 3 4 3 4 3 4 3 4 3 4 3 4 3 4

3 3 3 3 3 3 3 3 3 3 3 3 3 3 3

F Dm7 Dm7 Em7

16 17

There's no one more im por tant to me So dar ling can't you please see through me

0 3 3 3 0 3 3 5 7 | 3 0 3 3 0 6 5 3 3 0

1 | 3 | 1 | 2 | 5 | 2 | 4 | 4

2 | 5 | 2 | 4 | 5 | 2 | 4 | 4

Am C Em C E7

18 19

'Cause we're a lone now and I'm sing in' my song for you

2 0 0 0 3 3 0 3 0 | 3 2 2 0 2 0 3 2 0 1

2 | 2 | 0 | 0 | 4 | 4 | 3 | 2 | 5 | 2 | 2 | 2 | 0 | 0 | 1

Am Ab 7(b 9) Am F# m7(b 5)

20 21

You taught me pre cious sec rets of the truth, withhold in' noth in'

9 8 9 9 7 9 8 | 7 8 10 8 9 9 9 7 5 5

9 | 9 | 9 | 9 | 8 | 8 | 9 | 8 | 9 | 9 | 9 | 7 | 5 | 5

F G C E7

22 23

You came out in front and I was hid ing

5 5 8 7 10 10 12 10 7 7 | (7) 7

5 | 5 | 8 | 7 | 10 | 10 | 12 | 10 | 7 | 7 | (7) | 7

5 | 5 | 8 | 7 | 10 | 10 | 12 | 10 | 7 | 7 | (8) | 7

5 | 5 | 8 | 7 | 10 | 10 | 12 | 10 | 7 | 7 | (7) | 8

5 | 5 | 8 | 7 | 10 | 10 | 12 | 10 | 7 | 7 | (9) | 7

Am



E7



C



F#m7(b5)



24

But now I'm so much bet ter so if my words don't come to geth er

25

F



Em7



D9



C6



26

Lis ten to the mel o dy cause my love's in there hid ing

27

Da Segno

Dm9



Dm7



F#m7(b5)



G7sus4



C



Am



28

'Cause we were a lone and I was sing in' my song,

29

30

Am



C



31

sing in' my song, sing in' my song sing in' my song for you

32

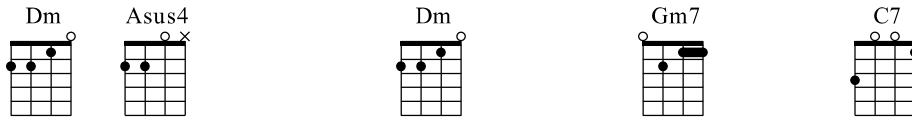
33

Suicide Is Painless

Words by Mike Altman


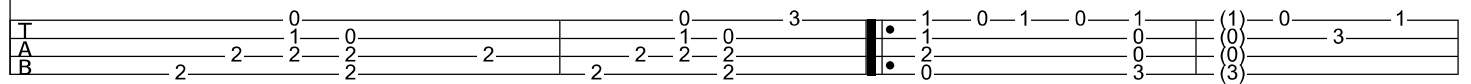
Music by Johnny Mandell
Arranged by Spencer Gay

♩ = 112

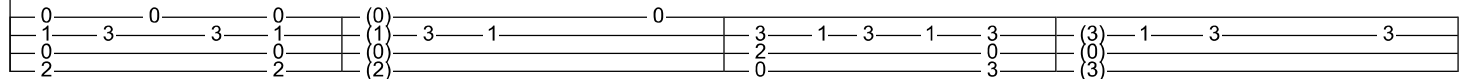


mf

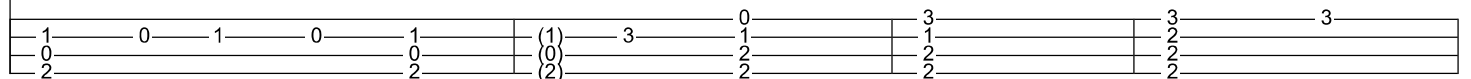
Through early morning fog I see
game of life is hard to play I'm
sword of time will pierce our skins It
brave manonce request ed me to



visions of the things to be The pains that are with held for me I
gonna lose it a ny way The los ing card I'll some day play so
does n't hurt when it be gins but as it works its way on in the
answerquest ions that are key is it to be or not to be and



re a lize and I can see That
this is all I have to say.
pain grows stro nger, watch it grin.
I re plied oh why ask me



Gm7



C9



F6



Dm7



12 | su i cide is pain less | 13 | It brings on ma ny chan ges and | 14 | | 15 |

5 3 5 3 5 (5) 3 3 5 3 5 3 5 (5) 3 3

5 3 5 3 5 (5) 3 3

3 3 (3) 5 5 (5) 5 (5)

B \flat M7



Gm7



Dm



16 | I can take or leave it if I please | 17 | | 18 | | 19 | | 4x

The
The
A
And

3 5 8 10 (10) 8 10 8 10 (10) 8 10 (10) 8

5 5 3 10 10 10 10 10 10 10 10 10 10

3 10 10 10 10 10 10 10 10 10 10 10 10

B \flat M7



Gm7



Dm



20 | you can do the same thing if you please | 21 | | 22 | | 23 |

3 5 8 10 (10) 8 10 8 10 (10) 10 (10) 10

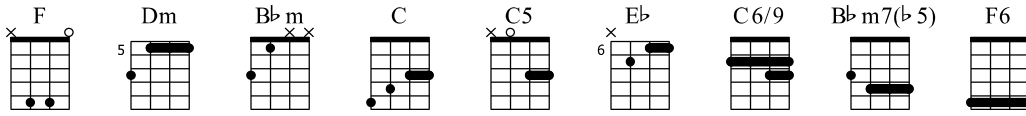
5 5 3 10 10 10 10 10 10 10 10 10 10

3 10 10 10 10 10 10 10 10 10 10 10 10

Sleepwalk

Words & Music by Santo and Johnny Farina

Arranged by Spencer Gay after J. Garcia



♩ = 60

1 *F* 2 *Dm* 3 *Bb m*

p

Measures 1-3: Treble clef, 6/8 time signature. Measure 1: *F* chord, notes G4, A4, B4, C5. Measure 2: *Dm* chord, notes D4, E4, F4, G4. Measure 3: *Bb m* chord, notes Bb3, C4, D4, Eb4. Guitar tablature shows fret numbers 5, 5, 5, 5, 5, 5 for measure 1; 7 for measure 2; and 3, 1, 3, 1, 3, 1, 3 for measure 3.

4 *C* 5 6 7 8

Measures 4-8: Treble clef. Measure 4: *C* chord, notes C4, E4, G4. Measure 5: notes C4, E4, G4. Measure 6: notes C4, E4, G4. Measure 7: notes C4, E4, G4. Measure 8: notes C4, E4, G4. Guitar tablature shows fret numbers 4, 5, 12, 10, 12, 12, 2, 3, 2, 3, 2, 3, 2, 3, 2, 3, 4, 5.

9 10 11 12 13

Measures 9-13: Treble clef. Measure 9: notes C4, E4, G4. Measure 10: notes C4, E4, G4. Measure 11: notes C4, E4, G4. Measure 12: notes C4, E4, G4. Measure 13: notes C4, E4, G4. Guitar tablature shows fret numbers 12, 8, 8, 6, 7, 8, 9, 10, 8, 9, 6, 12. There are $\frac{1}{2}$ time signature changes indicated above measures 10 and 13.

14 15 16 17 18 *Da Coda*

Measures 14-18: Treble clef. Measure 14: notes C4, E4, G4. Measure 15: notes C4, E4, G4. Measure 16: notes C4, E4, G4. Measure 17: notes C4, E4, G4. Measure 18: notes C4, E4, G4. Guitar tablature shows fret numbers 8, 8, 6, 8, 7, 9, 10, 9, 6, 8, 8, 9, 8, 9, 10, 7.

19 20 21

Measures 19-21: Treble clef. Measure 19: notes C4, E4, G4. Measure 20: notes C4, E4, G4. Measure 21: notes C4, E4, G4. Guitar tablature shows fret numbers 5, 5, 5, 5, 5, 5, 5, 5, 5, 5, 12, 10, 12.

1.
 22 23 24 25

2.
 26 27 28 29 30

31 32 33 34 35

36 37 38 39

D.S. al Coda

40 41 C5 42 Eb 43

⊕
 44 45 46 47 48 49 C6/9 Bb m7(b 5) F6 50

You Are So Beautiful To Me

Words & Music by Billy Preston

Arranged by Spencer Gay

♩ = 61

G Gmaj7 G7 Cmaj7 G

mf
You are so beau ti ful to me

2 3 2 2 2 0 0 3 0 2 3 0
0 0 0 0 0 0 0 2 0 0 0 0

G G7 C

4 Can't you see You're ev ery thing

2 3 5 5 7 5 7 10 7 7 7 7
0 4 4 4 9 9 9 9 8 7 7 9

B7 Em Em

7 I hoped for You're ev ery thing I need

7 9 7 9 7 10 9 7 10 2 0 3
8 7 9 7 7 7 7 10 3 3 4 3

1.

G Gmaj7 G7 Cmaj7 G

10 You are so beau ti ful to me

2.

G Gmaj7 G7 Cmaj7 G Gmaj7 G7 Cmaj7

13 You are so beau ti ful You are beau ti ful

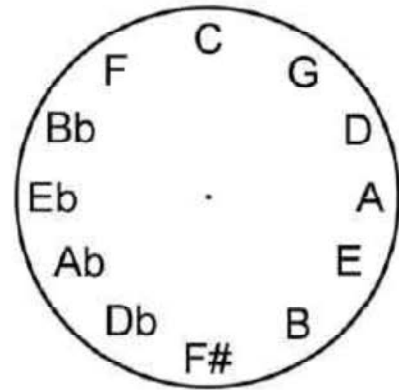
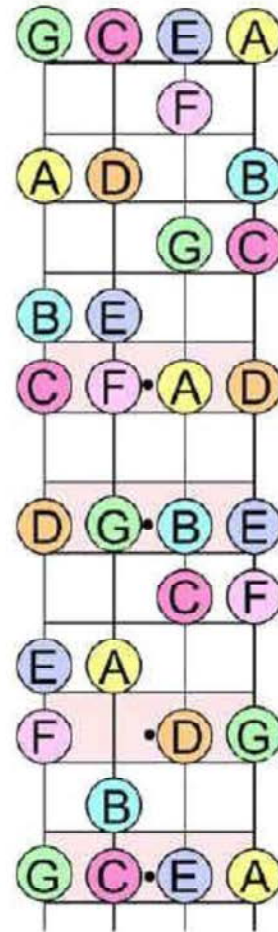
G Gmaj7 G7 Cmaj7 G

17 You are beau ti ful to me

UKULELE CHORD FORMS & FRETBOARD (C TUNING)

● Root - Played ● Played ● Root - but NOT played

	R 3 5 R	5 R 3 5	5 R 3 R	R 5 R 3	3 5 R 3	
MAJOR						
	R 3 5 7	5 7 3 5	5 R 3 7	R 5 7 3	7 3 5 R	
MAJ 7th						
	R 3 b7 R	b7 3 5 R	5 R 3 b7	R 5 b7 3	3 b7 R 5	5 b7 3 5
SEVENTH						
	R 3 6 R	6 3 5 R	5 R 3 6	R 5 6 3		
SIXTH						
	R 3 b7 2	5 2 3 b7	3 b7 2 5	b7 3 5 2		
NINTH						
	R b3 5 R	5 b3 5 R	5 R b3 5	R 5 R b3	b3 5 R b3	
MINOR						
	R b3b7 R	b7b3 5 R	5 R b7b3	R 5 b7b3	b3b7 R 5	
MIN 7th						
	R b3 6 R	R 5 6 b3	5 R b3 6	6 b3 5 R		
MIN 6th						



Circle of Fifths

	R b5 6 b3		R 3 #5 R		b7 3 b5 R	R b5b7 3		b7 3 #5 R	3 b7 R #5
	b5 R b3 6		#5 R 3 #5						
	b3 6 R b5		3 #5 R 3						
	6 b3 b5 R								
DIMINISHED		AUGMENTED		7b5					